



**Bal Bharati**  
PUBLIC SCHOOL

## **PRE-PRIMARY**

### **Facilitation Module (Guidelines to Nurture Early Learning)**

1<sup>st</sup> May 2021 to 15<sup>th</sup> May 2021



**Theme: Things Around Me**

The Learning Programme is for 1st May to 15<sup>th</sup> May, 2021. The following are to be facilitated for our children:

**SOCIAL VALUE/SKILL-** Greeting, Use of three magic words, Taking turns & Sharing

### **ENGLISH LANGUAGE AND COMMUNICATION**

- ❖ Things & Places around me
- ❖ Visual Discrimination
- ❖ Chinese Whisper
- ❖ Costume Day

### **ENGLISH LITERACY**

- ❖ Recognition of letters- Nn, Mm
- ❖ Writing Letters of the alphabet- Nn
- ❖ Vocabulary bag- Furniture, Television, Almirah, Bed, Sofa, Toys etc.
- ❖ Sight Words-This & That

### **HINDI LITERACY**

- ❖ अक्षरों की पहचान एवम उनसे सम्बन्धित शब्दों का ज्ञान - ल ,
- ❖ लिखित अभ्यास - ल ,
- ❖ शब्दावली-लाल , लट्टू , लंगूर , लालटेन ,लिफाफा, लोबिया , लकड़ी , लोमड़ी

### **BLOCKS AND MATHS**

- ❖ Recapitulation of recognition & correlation of numbers 1-10
- ❖ Recognition of numbers 16-20
- ❖ Writing numbers 1-15
- ❖ Pre- number concept- In-Out

### **FINE & GROSS MOTOR SKILLS & CREATIVE EXPRESSION**

- ❖ Pasta threading
- ❖ Kick the cup
- ❖ Role Play- Doctor's clinic/ Grocery Shop
- ❖ Mother's Day card making
- ❖ Cooking without fire

Dear Facilitators

To help children progress from simple to complex and known to unknown, the following activities have been divided on weekly basis.

### WEEK 1 (1<sup>st</sup> May to 7<sup>th</sup> May)

- Visual discrimination, Chinese Whisper, अक्षर ल , शब्दावली, Letter Nn, Odd one out, Revision of Co-relation on numbers (1-10), Writing of numbers 1-15, Fine motor skill activity, Mother's Day craft activity and Cooking without fire

### WEEK 2 (10<sup>th</sup> May to 14<sup>th</sup> May)

- Sharing & Taking turns, Costume Day, लिखित अभ्यास (अक्षर ल ), Letter Mm, Structured conversation using vocabulary words, Writing letter Nn, Sight words (This & That), Recognition of numbers 16-20, Pre number concept (In- Out), Find the difference, Complete the figure, Gross motor skill activity, Role play (Doctor's clinic/Grocery Shop)

However, Prayer, Namaskar, Gayatri mantra and Exercises will be a regular feature.

### Greeting "NAMASKAR"

The utmost important aspect of the development of "Social Skills" and values amongst our children is teaching to Greet each other.

Greeting each other is another way to build a positive school culture. The act also helps build relationships between students and teachers, which is an important part of making connections for learning for the rest of the day. The act also builds a sense of community in the classroom. So, let's emphasise on children how to say "NAMASKAR" regularly.

**For video link, kindly refer to the previous module**

### LET'S DO A PRAYER

Prayer isn't just closing your eyes, folding your hands and speaking. Prayer is a much more meaningful part of religion. Prayer is defined as an act of God, a god or another object of worship, such as in devotion, confession, praise, or thanksgiving.

Something as simple as a song prayer that kids sing before they start the day or eat a meal can teach them gratitude and to be thankful. So let's make our children learn the prayer and sing it.



For video link, kindly refer to the previous module

## LET'S RECITE SHLOKAS

Chanting of shlokas can indirectly help in keeping the mind alert and sharpening the intellect.

Chanting **Gayatri Mantra** not only calms the mind but fills our life with joy and happiness. The chant of the mantra starts with 'OM'..... It increases concentration and Learning.

For video link, kindly refer to the previous module

## EXERCISE TIME

Children need to be active every day to promote their healthy growth and development. Kids who establish healthy lifestyle patterns at a young age will carry them - and their benefits - forward for the rest of their lives. The benefits that children receive from being supported in regular physical activities emphasize endurance, flexibility, and strength. And not to forget IT'S SO MUCH OF FUN. So let's get started.....



Let's Jump...



Touch your toes...



Stretch your body...



Do some pushups...

## SOCIAL VALUE/SKILL

### ❖ Use of three magic words, Taking turns & Sharing

**Happiness is .....**  
**love and respect**  
**Sharing and caring**  
**Taking turns and being**  
**happy in every situation**

Children need to be emphasised the importance of using the three magic words- Sorry, Please and Thank you in their language. Let the children realise their mistakes and learn to apologise. Children learn politeness when they make use of the word 'Please'. They learn the basic etiquettes by making use of the word 'Thank you'




Sharing is a value which is to be inculcated in the children at an early age for enhancing their social development.

Children should learn to wait for their turn as it develops patience in the child.

**For Video link, kindly refer to Bibliography**

# ENGLISH LANGUAGE AND COMMUNICATION

## ❖ Things & Places around me



We can fly in a plane  
We can ride on a train  
In a boat, we will row  
We can go, go, go!

We go near, we go far

In a bus or a car

We go high, we go low

So, where should we go?




Children are curious and fascinated by their immediate environment. They are inquisitive to know more about things or places which they tend to observe in their surroundings. They should be encouraged to gain experience from their environment and enhance their learning. Children may be motivated to talk about their experiences in the virtual circle time.



**For Video link, kindly refer to Bibliography**

## ❖ Visual Discrimination



Find 5 differences

Children enjoy observing and analysing what they see in their environment. It is the ability of an individual to recognize the details in visual images and be able to find the differences and likeness of objects, colours, shapes and size. This skill improves as the child grows. Encourage the child to perceive and interpret what he/she observes.

The child develops his cognitive skills through logical or critical thinking exercises. They may be enabled to put on their thinking cap to attempt the activities such as finding the odd one out, Finding the differences between two pictures and completing the given picture.

**For PPT and Worksheets, kindly refer to Bibliography**

## ❖ Chinese Whisper



Children may be encouraged to play a game of **Chinese Whisper** among their family members. Names of Summer fruits, vegetables and appliances can be spoken one by one into the ears of the players and the last player has to speak aloud what was said to him/her. It would enhance the memory skills of the child.

## ❖ Costume Day

Children may be motivated to dress up and speak lines on objects we use during Summer season during the virtual circle time. It would enhance their speaking skills and creativity.

**Strawberries growing from the ground**

**Red ones green ones to be found**

**You can buy them from the shop**

**Big fat ones begin to pop**



Children may be encouraged to name their favourite fruit or vegetable and talk about it.

# ENGLISH LITERACY

## Fun with letters

Letter recognition is the fundamental part of learning how to read. Children associate the printed text with the spoken language.

### ❖ Letter N n



Number Nine has a name

Let us all play a game

Birds lay eggs in the nest

Flying in the sky from East to West



Children will be introduced the letter Nn and they may be helped to associate it with the related vocabulary during the virtual circle time.

**For Video link and worksheet, kindly refer to Bibliography**

### ❖ Letter M m



Mickey the little mouse

Ran up the house

Monkeys in the zoo

Love to mimic you



Recognition of the letter Mm may be taken up with the help of a game- **Treasure Hunt**

It is always fun teaching kids through activity and games and one of the best and fun way of helping your child develop much needed life skills such as problem solving and getting some good exercise for both the mind and body is through Treasure Hunt. This self-directed activity that empowers the child to complete a task on their own.

In this game the child will listen to the rhyming clues and find the things at home which begin with letter M.



1. This is a type of liquid  
But it's not oil or ink  
It's white and comes from a cow  
And it's something you can drink



(MILK)

2. They're sometimes on a wall  
And sometimes on a shelf  
And when you look at one  
You always see yourself



(MIRROR)

3. When you're feeling hungry  
and you need something to eat  
If your food has gone cold  
You can use this to reheat



(MICROWAVE)

4. I am yellow in colour  
Called King of fruits  
In Summer season  
I am in shakes and juice



(MANGO)

5. I am best way to clean your floor.  
You really can't ask for more



(MOP)

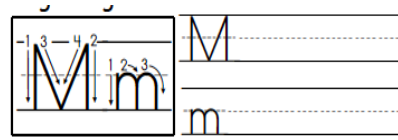
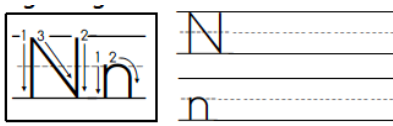
6. You drink tea or coffee  
Fill me up with hot or cold  
I rhyme with rug  
I am sure you will love me hold



(MUG)

**For worksheet, kindly refer to Bibliography**

- ❖ Writing is an integral part of language. Children may be given practice to form the letters Nn and Mm with proper strokes. They may be motivated to write in their prescribed notebooks (Page no. 7-12)



### Vocabulary bag

Furniture, Television, Almirah, Bed, Sofa, Toys etc.

Bharat and Bharati are staying at home and taking all the safety measures.

Bharati was feeling bored and decided to make a Doll House, but after making the House she asked **Bharati**:- Bharat that I am finding my Doll House incomplete. Can you help me?

**Bharat**:- Yes dear Bharati ! I will surely help you. Let's go for virtual shopping to buy **Furniture** for your Doll House.

**Bharati**: Wow! That's a great idea. I am excited. Let's go.

We will first buy a **Sofa Set** for our Doll house.

**Bharat**:- Why do we need the Sofa set?

**Bharati**: We welcome our guests and make them sit on the Sofa when they visit us.

**Bharat**:- Ok. I understand. What is next Bharati?

**Bharati**: Now let's buy a small **T.V** for our cute little house Bharat.

**Bharat**:- Ok. What else do you want to purchase Bharati?

**Bharati**: I want to decorate my house with some toys Bharat.

**Bharat**: Sure! we will now buy some colourful and interesting **toys** for your Doll House.

**Bharati**:- Bharat, Do you know Bharat we also need an **Almirah**.

**Bharat**: But Why?

**Bharati**: Oh.. dear Bharat... Don't you know we should keep our toys properly after playing. It will give our house a neat & tidy look. Untidy places are not liked by anyone.

**Bharat**: You are right. Thankyou! Bharati for telling me this.

**Bharat:-** Oh Bharati I am tired now. Can you tell me what do we need to buy if we want to take rest when we are tired?

**Bharati:** Yes...its very simple to answer. "Bed"

**Bharat:-** Well done Bharati. You are a champion. Ha..Ha.. Let's buy a comfortable Bed for your Doll House.

**Bharati:-** Yipee! Wow... Now my Doll House is looking complete and beautiful. Thankyou Bharat.

I really had fun.

**Bharat:-** Superb Bharati. Let's have a party in your well decorated Doll House.


This way Both Bharat, Bharati had a great time and enjoyed themselves very much.

### ❖ Sight Words

Sight words are commonly used and displayed so that young children are encouraged to memorize as a whole by sight and can automatically recognise these words in print. The concept of **This** and **That** may be explained to the children during circle time virtually.




**This is a doll.**



**That is a tree**




ल



❖ मौखिक ध्वनि विश्लेषण - ल की पहचान

बच्चों को व्यंजन ल की पहचान कविता और कहानी द्वारा करवाई जाएगी।



लाल रंग का मैं हूँ लट्टू  
लड़कों को मैं बहुत ही भाता  
घूमघूम कर लुढ़क लुढ़क कर  
लोगों को करतब खूब दिखाता

For video and worksheet, kindly refer to Bibliography

❖ कार्यपत्रिका में ल अक्षर का लिखित अभ्यास करवाया जाएगा (पृष्ठ ७-९)।

ल



ल ल ल ल

❖ शब्दावली - लाल , लट्टू , लंगूर , लालटेन ,लिफाफा , लोबिया , लकड़ी , लोमड़ी

एक लड़का, जिसका नाम लकी था। वह लकड़हारा था। वह लकड़ी से बहुत सुंदर-सुंदर कुर्सी मेज और सोफा बनाता था। एक दिन एक लड़की जिसका नाम लिली था, लकी के पास आई। लिली ने लाल रंग के कपड़े पहने हुए थे। वह लालटेन हाथ में लिए, लकी को एक लिफाफा देने आई। लिफाफा लेकर लकी बहुत खुश हुआ और दोनों लट्टू से खेलने लगे। कुछ देर बाद, जब उन्हें भूख लगी तो दोनों ने, लाला जी की दुकान से खाने में लोबिया और मीठे में लड्डू खाया। फिर अचानक, उनके घर के पास एक लंगूर आया और उसे देख वह दोनों डर के, अपने घर की ओर चले गए।



## BLOCKS AND MATH

### ❖ Recapitulation of numbers from 1-10

Children may be encouraged to engage themselves in an activity of recognition and co-relation of numbers from 1-10

#### Activity- Ice Tray Number Game

- To play this game, 1 ice tray is required with 10 frames.
- Write a number at the bottom of each frame with a marker.
- Let the child count and put the buttons /Shells/Pompom according to the numbers.



Eg: Four buttons will go in the space with number 4 written in the bottom.


- ❖ **The number recognition** and related skills play an important part in one's life. The child understands the concepts and associates it in his day-to-day activities. The skill to recognize and co-relate numbers with its quantity supplements him/her in various arithmetic concepts.

Help children recognize and co-relate numbers from 16-20 with its related quantity.

16	
17	
18	
19	
20	

**For PPT, Kindly refer to Bibliography**

❖ Writing of numbers from 11-15 with proper strokes can be encouraged.



❖ Pre-Number Concept- In- Out

Children can be explained the concept of In and Out using flash cards or real-life objects during the circle time.



The fish is **in** the water.



The bunny is **in** the hat.



The ball is **in** the box.



The bird is **out** of the nest.



The books are **out** of the bag.



The teddy is **out** of the box.

## FINE MOTOR SKILLS

### ❖ ACTIVITY: PASTA THREADING

**Material Required-** Pasta, Cardboard, Shoe Lace, and Fevicol.

**Directions:** Make any shape with the cardboard star, heart, or triangle.

Put fevicol on the edges of the shape and paste pasta on it. Make sure to leave space for lacing.

Once all the pastas are stuck to the cardboard now use the shoe lace for lacing. Insert your lace into each hole of pasta to create shape.

Learning Achieved-Fine Motor Skills, Eye hand coordination, Concentration, Pincer grasp practice, Strengthening hand muscles

### LACING ACTIVITY



## GROSS MOTOR SKILLS

### ❖ Activity- Kick the cup

**Material Required-** Small ball, Plastic Cup, Marker

**Setting Up-**

- Write a letter on each plastic cup with permanent marker.
- Line the cup in a row on the floor.
- The child will kick the ball towards the cup after that the child has to identify the letter and its sound.
- The child can also aim for a specific cup and letter. He has to knock cups down until there are no cups left in the row.

Child will learn:

Identifying letters

Identifying letter sound

Develop gross motor skills

Setting Up the Kick the Cup  
Alphabet Activity



## CREATIVE EXPRESSION

- ❖ **Role Play** – Children may be encouraged to show their dramatic skills by engaging in a role play activity. They can act as a Doctor and patients in a clinic. A conversation between the two is suggested, Children may also showcase their experience in the Grocery shop through role play during the virtual circle time,





## ❖ Mother's Day

**Mom, I love you  
For all that you do  
I'll hug you and kiss you  
Because you love me too!**

**You feed me and need me  
And teach me how to play  
So smile because I love you  
On this Mother's Day!**



## ❖ Mother's Day Card Making

Mother's Day card Child photo - Holding Flower Card. This cute craft for kids will make a wonderful gift for the upcoming Mother's Day. A cute and personal idea.

### Material required for making Mother's Day card Activity

1. Cut out the card base on fold two circles with radius 4 cm and flower stem (sample sheet attached).
2. Take thirteen strips of length 10 cm and width 1cm.
3. One bowl with little Fevicol and one paint brush.
4. One stamp size photo of child.



### Steps required for making Mother's Day card Activity

1. Add a bit of glue on one end of paper strip, and stick the ends together forming a teardrop loop.
2. Apply glue on card base and stick on the paper loops.
3. Paste the photograph of child in the centre.
4. Take marker to write message " I Love My Mom".



### ❖ Cooking Without Fire

Biscuit canapes A delicious and savoury small finger food with tasty and decorative topping. It is also a perfect "cooking without fire".


**Ingredients:** One pack salted biscuit One onion and tomato finely chopped. 1/4th spoon chat masala One spoon tomato sauce. One small cup sev and grated cheese.

**Recipe 1.** Mix both the ingredients onion and tomato in a bowl.

2. Now add some chat masala.

3. Line the biscuit on a plate. Take half tablespoon of tomato sauce and spread on biscuits. 4. Now place a tablespoon of mixture prepared on biscuits.

5. Sprinkle some sev and created cheese on top of it. Biscuit canapes are ready.



# MILESTONES ACHIEVED

## PHYSICAL MILESTONES-

- I can do simple exercises Yes/ No
- I can do simple art and craft activities Yes/ No
- I can do simple cooking without fire activity Yes/ No

## SOCIAL MILESTONES

- I have understood the importance of magic words Yes/ No
- I have understood that we should share our things with others Yes/ No

## LANGUAGE MILESTONES

- I have learnt new letters N & M and related words Yes/ No
- I can recite rhymes and answer riddles Yes/ No
- I can write the letters N & M with proper strokes Yes/ No

## LEARNING MY MOTHER TONGUE

- मैं लड़की , लाल , लोबिआ में पहली ध्वनि व् 'ल' अक्षर की पहचान कर सकता /सकती हूँ । हाँ /नहीं

## COGNITION & UNDERSTANDING RELATED MILESTONES

- I can count and co-relate numbers up to 15 Yes/ No
- I can write numbers 1-15 with proper strokes Yes/ No
- I can recognize numbers from 16-20 Yes/ No
- I am clear about the concept of In- Out Yes/ No