



Bal Bharati
PUBLIC SCHOOL

Classification & Sequential Thinking

PRE-PRIMARY

7th June to 12th June 2021

Namaskar!

It's an *unusual* 'Summer Break' for our 'little learners'...there's been no physical 'Goodbye - till we meet again' saga between them & us.

We need to be in *connect* with the learners to keep the positivity & facilitation '*going*' as..."*to remain in touch...without touch*" is the ***emergent need of this extraordinary hour!*** It is not only about our little learners but, everyone around that, '*Virtual...Continuous Connect*' has emerged as a very important survival need...the ***vacuum of not connecting*** seems to be a *bigger fear* than the *Virus*...somehow...

So, we bring you a ***light collection*** of activities designed to help you connect with children whenever & wherever required.

Though the **fun activities** prepared for the Summer Break are simple, these will give an instance for facilitating -age appropriately- four very important ***Cognitive Areas*** for a developing little learner - ***Attention, Memory, Classification & Sequential Thinking and Problem Solving & Reasoning.***

Each Activity Slot (of six days, from 24th May, 2021 to 19th June 2021) will help us facilitate the child for ***honing a specific cognitive skill in a fun manner***; however, we know that all these skills eventually interplay for a Super-Duper Cognitive/Conceptual experience as children grow!!

Classification & Sequential Thinking are two very important Cognitive skills for a growing Child and contribute much towards Literacy and Subject-based Learning. These help in organizing dimensions & concepts for higher thinking skills.

These Skills grow with age & need harnessing based on carefully designed activities. Practice in sequential thinking, in particular helps Early learners later in **understanding the order & sequence of numbers**; it also fortifies and makes systematic their thinking & problem-solving ability.

So, we as Facilitators should devise techniques & activities to foster these Cognitive Skills & remember that language activities (stories, rhymes, riddles) if integrated well for sequencing can prove to be of that extra benefit.

All the activities to be taken up under Adult Supervision.

Story: "The Three Billy Goats Gruff"

The facilitator may read aloud story "The Three Billy Goats Gruff" and help the child make cut-outs by drawing and colouring the pictures of goats. The child can line up the characters from smallest to biggest or from thin to fat.



The Three Billy Goats Gruff

"I'm hungry," said the first billy goat gruff.
"I'm going over the bridge to eat the grass."
Trip, trap! Trip, trap! Trip, trap!



Up jumped the troll. "I'm going to eat you up," said the troll. "oh, no," said the first billy goat gruff. "don't eat me. Eat the second Billy goat gruff. He's big and fat."



"I'm hungry," said the second billy goat gruff.
"I'm going over the bridge to Eat the grass."
Trip, trap! Trip, trap! Trip, trap!

Up jumped the troll. "I'm going to eat you up," said the troll. "oh, no," said the second billy goat gruff. "don't eat me. Eat the third billy goat Gruff. He's big and fat."

"I'm hungry," said the third billy goat gruff.
"I'm going over the bridge to Eat the grass." Trip, trap! Trip, trap! Trip, trap!



Up jumped the troll. "I'm going to eat you up," said the troll. "oh, no, you're not," said the third billy goat gruff. "I'm going to eat you up," And that was the end of the troll!

Scoop & Sort

The activity will help young minds acknowledge the features of things around.....



The facilitator may use large bowl or tub, big ladle or pasta strainer, red apples & green apples, toys, or balls of different colours or any other resource readily available. The facilitator may fill the bowl or tub with fresh water and the child may scoop the apples, toys, balls etc and sort them according to the colour, size, shape, or other relevant features.

This activity not only helps in sorting and classification, but also in eye hand coordination and fine motor practice.

Follow the correct sequence:


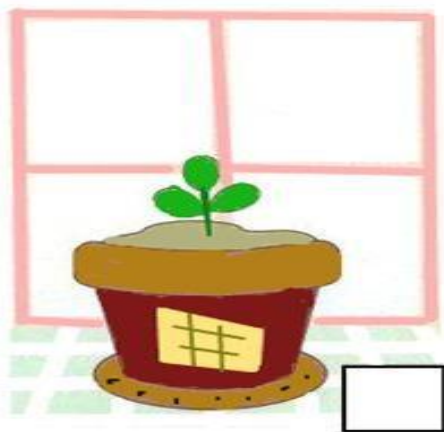
Help mummy to bake a cake by following the correct steps.

Facilitators may create such picture cards and ask the child to tell the correct sequence or place the cards in sequence.




Number the pictures

Number the pictures 1, 2, 3 and 4 to show the correct order.



You tell the Story:

Facilitators may help the child but let the child make her/his own story by looking at these pictures. Encourage the child to tell the story during family time (i.e., when all the family members are sitting together). The child can colour the pictures and put them together as a story cards/book.



Let us Learn a Rhyme:

Dear Facilitator, to help children learn new words, to enhance their communication skills and learn simple patterns, let us make children learn a new rhyme.....

Animals in the Jungle

Lion in the jungle,
Goes roar roar roar,
Living in a den
Scaring me with his snore



Elephant in the jungle,
Goes trump trump trump,
Swinging big ears and long long trunk

Giraffe in the jungle,
Goes tall, tall, tall,
Eating green leaves
Happily, all

Animals in the jungle,
Go jiggle jiggle jiggle,
Dancing together
And giggle giggle giggle



You may build further on the sequence of Animal Sounds & ask the learners simple questions like - 'Who came in first to roar?', 'Who came in second to trump?' etc...

Let us move & shake:

Dear Facilitators

Toddlers are naturally active and generally can be seen walking, running, clapping, and jumping, so it is vital to provide them with plenty of opportunities to learn and hone these motor skills while using their instinct of being playful & energetic. Let us make them move and shake with music and learn sequencing.

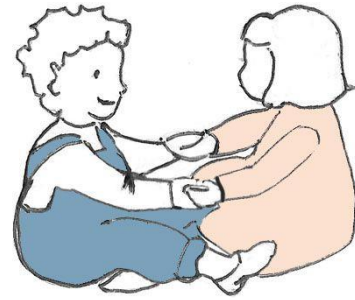
Video Link : https://drive.google.com/file/d/1XdJR47RY_nS2Trvy-ue_sfenV8eROhH/view?usp=drivesdk



Row, Row, Row Your Boat

This indoor physical activity is great for toddlers' physical & social development. It does not require any structured equipment... but ensures a lot of FUN! In this exercise, children sit facing a partner (any parent or sibling) with their feet touching the partner's feet. Partners hold hands and lean forward and backward while singing the classic, "Row, Row, Row Your Boat...& Enjoy each other's company".

ROW, ROW, ROW YOUR BOAT



ROCK BACK AND FORTH
WITH A PARTNER

Row, Row, Row Your Boat

Row, row, row your boat,
gently down the stream.
Merrily, merrily, merrily, merrily,
life is but a dream.

Row, row, row your boat,
gently down the stream.
If you see a crocodile,
don't forget to scream.