



**Bal Bharati**  
PUBLIC SCHOOL



## **FACILITATION MODULE**

### **PRE-PRIMARY**

GUIDELINES TO NURTURE EARLY LEARNING

1<sup>st</sup> January 2022- 31<sup>st</sup> January 2022

### **THEME OF THE MONTH**

### **OUR HELPERS**



Dear Parents & Facilitators,

This learning module is an initiative to guide and enrich the lives of our young Bal Bharatians to grow up to be confident individuals with a positive attitude towards life. Learning in the formative years through stimulating and exciting activities can make children's growing up journey a joyful experience. So, let's provide them a range of stimulating experiences that capture their excitement and help them explore growth and change.

"Bal Bharati Parivaar" appreciates your constant support & enthusiasm in the virtual sessions.

We append another learning programme in line with our theme of this month- "OUR HELPERS" with the aim to inculcate feelings of respect and gratitude towards people who help us in the society.

Let us come together to provide our children a happy and joyful learning experience.

Each activity designed & planned in the module is in accordance with the NEP 2020 which caters to all the domains of learning- physical development, motor development, cognitive development, socio-emotional development, language development, aesthetic development, and literacy & numeracy readiness.

Our main aim behind planning these activities is to focus on the holistic development of the child to the extent possible.

Thank you for your cooperation. We look forward to a wonderful hand-holding in each early learner's education.

Warm Regards.



## THEME OF THE MONTH- OUR HELPERS

### FESTIVAL OF THE MONTH

Lohri, Makar Sankranti, Republic Day

### VALUE/SOCIALSKILLS

Gratitude & Respect for Nation

### ENGLISH LANGUAGE AND COMMUNICATION

- News of the Day. News
- Our Helpers(Farmer, Plumber, Electrician, Carpenter, Watchman, Delivery Friend, Soldier, Veterinarian, Driver, Helper at home & school)
- Vocabulary bag- Guard, helpers, help, whistle, broom, tools, helpers at school & home, computer, mouse, keyboard, monitor, video, audio, teacher, doctor.
- Rhyming games.

### ENGLISH LITERACY

- Reading & Writing simple sentences with mixed vowels & sight words.
- Four letter words with vowel (i)

### HINDI LITERACY

- शब्दावली - जूता , जेब , जलेबी , धन , धनुष , धोबी , धनिया , शरारत , शरबत , शलगम
- मौखिक ध्वनि विश्लेषण - अक्षर 'अक्षर ध , ज , श' की पहचान व लिखित अभ्यास
- दो , तीन और चार अक्षर शब्द पढ़ना

### BLOCKS AND MATHS

- Puzzles.
- Maze
- Complete the pattern
- Pre-number concept-Thick/Thin
- Shape- Cone
- Recap of correlation of numbers 1-20
- Recap of writing serial counting 1-50
- Recap of Back counting 20-1
- Single line addition(1-9)

### FINE MOTOR SKILLS

- Parts of a computer
- Collage making

### CREATIVE EXPRESSIONS

- Fashion Show.

### GROSS MOTOR SKILLS-

- Social game for prevention from fire

Dear facilitators,

The activities planned in the module have been divided into three weeks as we all are aware that the early experiences in a child's life should proceed from known to unknown, simple to complex, and from concrete to abstract.

### 1<sup>st</sup> Week (10<sup>th</sup> Jan-15<sup>th</sup> Jan)

News of the day, Festivals-Lohri & Makar Sankranti, Our Helpers(Farmer, Plumber, Carpenter), Vocabulary bag (Helpers, Guard, whistle, broom, tools, helpers at school& home, doctor), अक्षर ध, Puzzles(4-5 pieces), Shape-Cone, Correlation of numbers 1-50, Single line addition

### 2<sup>nd</sup> Week (17<sup>th</sup> Jan-21<sup>st</sup> Jan)

Gratitude, Our Helpers (Delivery boy, Soldier, Vet), Vocabulary bag(Computer, mouse, keyboard, monitor, video, audio, teacher), Four letter words with vowel 'i', अक्षर ज, दो, तीन और चार अक्षर वाले शब्द पढ़ना, Complete the pattern, Pre-no.concept(Thick&Thin), Parts of a computer system

### 3<sup>rd</sup> Week (24<sup>th</sup> Jan-31<sup>st</sup> Jan)

Festival-Republic Day, Respect for Nation, Rhyming game, Writing simple sentences using mixed vowels & Sight words, अक्षर श, शब्दावली, Recap of Back counting(20-1), Fashion Show, Social game for prevention from fire, Collage making(Helpers)



*All activities may not be carried out compulsorily; the selection of activities (from the prescribed week's demarcation) to be facilitated for learners in accordance with the school's program.*

## **NAMASKAR**

Children's emotional well-being during their early years has a powerful impact on their social relationships. Bal Bharati Parivar gives utmost importance to the development of "Social Skills" and "Values" amongst our children and to begin with one of the most important aspects is Greetings! Greetings set the tone for good communication and lays foundation for a healthy & positive interaction and give our National & Cultural heritage a definite impetus.



"Bharat' and 'Bharati' greet each other, their friends and all elders with "NAMASKAR".

For the video link, kindly refer to the Bibliography.

## **PRAYERS HAVE POWERS**



In its simplest form, prayer is defined as 'Talking to God'. It is a personal process of opening our hearts to our heavenly father. Prayer can be a powerful force for change in our lives, and the importance of doing it on a daily basis should be instilled in our children. So, let us all begin our day by taking the Almighty's blessings and make our children learn this good habit as well.

For the video link, kindly refer to the Bibliography..

**MANTRA CHANTING**—Chanting of Mantras has been prevalent in Indian culture and is an integral part of Bal Bharati's daily routine. It helps to improve concentration & memory power in children. When children chant shlokas, their breathing slows down and it further helps in improving immunity. It is believed that the positive effects of mantras on the brain are permanent.



**GURAVAR SARVA MANTRA**-The mantra is in praise of Lord Shiva.

गुरवे सर्व लोकानां  
बिशाजी भाव रोहिणाम  
निधये सर्व विद्माम  
श्री दक्षिणा मूर्तये नमः

**MEANING-** We bow to the universal Guru who is the teacher of the entire world & the healer of all diseases.

**Facilitators are requested to chant this Mantra during the virtual circle time.**

## **HEALTH IS WEALTH**

Children need to be active every day to promote their healthy growth and development. Kids who establish healthy lifestyle patterns at a young age will carry them and their benefits forward for the rest of their lives. The benefits that children receive from being supported in regular physical activities emphasize endurance, flexibility, and strength. And not to forget IT'S SO MUCH OF FUN. So let's get started....



*NEP 2020 aims to attain optimum outcomes in the domains of physical, cognitive, artistic, socio - emotional and ethical development. It focuses on providing experiential learning that develops the learner's personality in their formative years. It also aims at enhancing communication, foundational literacy and numeracy.*

## **FESTIVALS OF THE MONTH**

### **LOHRI**

#### **LEARNING OUTCOMES**

The Child will be able to-

- ✚ Enjoy the celebrations.
- ✚ Learn the significance of this occasion as a harvest festival.



- ✚ Familiarize himself/herself with our rich heritage and traditions.

'Lohri' is celebrated as a harvest festival across India especially in Punjab. It marks the end of winter season and the beginning of spring season. It is celebrated on 13<sup>th</sup> January every year. People celebrate this festival with joy and mirth. It is also known as the festival of farmers. They thank God for their crops and a good harvest. This festival is celebrated with lighting up of a big bonfire. People wear colourful, new clothes during this day.

The relatives and neighbours gather around the bonfire to celebrate the festival by



singing folk songs together. People in Punjab perform bhangra and gidda in groups to mark the celebrations.

The ritual is then commenced by throwing peanuts and rewri in that bonfire. They offer these gifts to the fire in the name of various Gods and chant their names and

mantras. People also offer popcorn, maize seeds, jaggery, gajak, and sesame seeds, in the fire and then the prasad is distributed among everyone. They dance around the bonfire while singing folk songs.

## LOHRI CRAFT

### LEARNING OUTCOMES

The Child will be able to-

- ✚ Develop eye-hand coordination and fine motor skills.
- ✚ Associate the burning of fire with the significance of the festival.

### Material Required:

Cardboard rolls, coloured sheets (red, yellow, orange), glue, scissors



### Steps for construction:

1. Take 3 equal pieces of the cardboard roll and paste them according to the given arrangement to mimic logs of the bonfire.
2. Cut the flames of various size and shapes from the coloured sheets with the help of an adult.

3. Paste these flames together on one another to make 4-5 such groups.
4. Take these flames and paste them over the logs of cardboard that had been pasted previously.
5. The bonfire miniature is ready!



## MAKAR SANKRANTI

Makar Sankranti is celebrated on the next day of Lohri. It marks the beginning of the spring season. The sun god is worshipped on this day across India. It is celebrated as Pongal, Uttarayan, and Sukarat in different parts of India. They also offer prayers to Goddess Laxmi and Lord Vishnu for health and prosperity. It is considered a very auspicious day.

People fly kites under the sun to celebrate this big day. People also distribute sesame and jaggery ladoos as prasad to celebrate the festival.



## ORIGAMI CRAFT

### 3D KITE MAKING

#### LEARNING OUTCOMES

The Child will be able to-

- ✚ Learn different shapes and folding technique.
- ✚ Learn sequencing.
- ✚ Enhance his/her creative skills.



Children may be told about the tradition of kite flying on Makar Sankranti.. Let us help our children to make their own kites and celebrate the festival with fervour and enthusiasm.

**Material required:**

1. Kite template / cut out
2. Coloured sheets
3. Small string
4. Scissors
5. Glue

**Steps to make 3D kite:**

- Trace out and cut the kite shape template 5 times.
- Fold each kite shape into half.



- Paste each of the kite shape together with glue. You will have a 3D kite shape.
- Cut out six triangle bows from the coloured paper and set them aside.




- Paste 3D Kite onto blue paper.



- Paste the kite string to the kite.
- Use a glue stick to glue each triangle piece along the string to look like bow.



- Add few white clouds on the side of your 3D kite. Your Paper kite is ready to soar the sky.



## REPUBLIC DAY


### LEARNING OUTCOMES

The Child will be able to-

- + Enhance his/her listening skills.
- + Add new words to his/her vocabulary.
- + Know about the Indian National Flag.
- + Imbibe patriotism and sense of belonging to the country.

Republic Day is the National festival. India celebrates Republic Day on 26th January. Republic Day parade is organized near India Gate, New Delhi. It comprises of march past by three armed forces, folk dances and display of cultural diversity of India through creatively done up tableaux.

People also pay tribute and show gratitude towards the soldiers. We must respect our National Flag by taking care of the following points-



- Do not use the National Flag as a toy.
- Hoist the flag at a height in a suitable manner.
- Saffron band should be topmost.
- Do not let the flag fall/touch the ground.

For the Video link & Worksheet, kindly refer to the Bibliography.

*The facilitator can take up the structured conversation to enhance the theme of the month. Vocabulary helps children to comprehend and read.*

It was dinner time. **Bharat** and **Bharati** were also at the table enjoying their meal with their family.

**Bharat:** It's a holiday tomorrow. No online classes.

**Bharati:** We will have lots of fun tomorrow.

**Father:** Yes, Republic Day is celebrated every year on 26th January and it is our national holiday.

**Bharat** and **Bharati:** What is Republic Day?



**Mother-** On 26th January 1950, the 'Constitution of India' was framed, since then this day is celebrated as Republic Day.

**Grandfather-** Constitution means that our country is a democratic Country and every citizen has same Rights and Duties towards the country.

**Bharat-** Tell us more about the celebrations that take place.

**Grandfather-** Our Prime Minister first goes to India Gate where we have " Amar Jawan Jyoti " to pay homage to the soldiers who lost their lives for the nation. Then the Prime Minister Proceeds towards Rajpath to receive our honourable President of India and the Guest of Honour.

**Bharati:** Our teacher told us that children from various schools from all over India participate to showcase their talents by doing drills, dances etc.

**Mother-** Various states of India display their culture in Tableaus also.

**Father-** After the parade, all eyes are eagerly looking towards the sky to see the magnificent fly-past by the Air Force. The pilots of the Fighter planes display amazing stunts like spraying the smoke of our tricolor flag, makes every Indian heart swell with pride.



**Bharat-** Wow!!! I too want to join Indian Army and serve our Nation.

**Bharati:** And I cannot wait for tomorrow to see the Republic Day Parade.

**Grandfather-** Yes children we all wait for this eventful day, but you too can do something for the country at your age.

**Bharati:** How Dadaji?

**Grandfather-** You and your friends can keep the environment clean and grow more trees on this day to protect and preserve the Nature. Also, to follow all traffic rules as a mark of respect to our 'Nation'. Children we know that you must have understood the importance of "Republic Day" and must be feeling pride in being an Indian.

*We love our country  
We are proud to be Indians  
Jai Hind*



*NEP 2020 aims at providing a strong foundation for cognitive and discovery-based learning. In their formative years, children learn to use their critical thinking and creativity to establish connections between their previous knowledge, ideas and construct new knowledge.*

## **SOCIAL SKILLS/VALUES**

### **GRATITUDE**

#### **LEARNING OUTCOMES**

The Child will be able to-

- ✚ Understand the meaning of the word 'Gratitude'.
- ✚ Understand the importance of being thankful.
- ✚ Develop a habit of expressing gratitude towards others.
- ✚ Foster his/her creativity and imagination by making a card of his/ her own choice.

The personality of someone is defined by the virtues he possesses. The same reflects from his face and his actions. Some of these virtues are honesty, truthfulness, generosity, loyalty, and humility. There are many others which are equally important and one of them is 'Gratitude'. 'Gratitude' means being 'thankful' to someone that they have done for you. If someone helps us, gives us something or appreciates us, we must show our gratitude towards that person. Gratitude can never be seen but only experienced from the heart.



#### **Activity to teach children about 'Gratitude'**

##### **Thank you card for community helpers**

The children can prepare a small 'Thank You' card for any one of the community helpers to show their gratitude towards the helpers for serving the

society. They can use their own imagination and creativity to prepare the card and give it to a gardener, doctor, their house help, their teacher, etc and tell them that they are the Heroes of our society.



## **RESPECT FOR NATION**

### **LEARNING OUTCOMES**

The child will be able to-

- ✚ Understand that Republic Day is one of the three National festivals of India.
- ✚ Imbibe in himself/herself the love & respect for the nation.

India is my country,  
I say it with Pride.  
With rivers & oceans,  
And Himalayas standing tall in  
height.  
So many states and languages,  
And different religions &  
cultures.  
My country India,  
Has shown to the world-its  
WONDERS.

Respecting our nation shows that we have integrity and love for our country. It means we all truly love our nation by accomplishing our duties as responsible citizens and bringing everyone together for the common good. We at Bal Bharati have always taken care that all the children inculcate in themselves, the feeling of being citizens of a democratic nation- where everyone is treated as EQUAL.

The facilitators are requested to do the given rhyme regularly during the virtual circle time.

## LANGUAGE & COMMUNICATION

### NEWS OF THE DAY

#### LEARNING OUTCOMES

The child will be able to –

- ✚ Develop effective communication skills.
- ✚ Express himself/herself in a group.
- ✚ Develop confidence and participate effectively.



An activity aimed at encouraging the communication potential of the child, "News of the Day" gives children an environment to express themselves. The facilitator should promote this activity plan for participation by the children. Their memories and experiences may be shared with their peer group.

### OUR HELPERS

#### LEARNING OUTCOMES

The child will be able to –

- ✚ Become familiar with the different professions.
- ✚ Associate with their uniform /vehicle/tools.
- ✚ Gain respect for the people who help us in the community.



Helpfulness is an important part of good social development, and there are many excellent ways for children to practice being helpful – from putting toys back on the shelf to collecting food for neighbours in need.

We can also introduce kids to the many grown-ups who work to make life better for others. **Community Helpers** are everywhere! Throughout our communities – at home, at school, at the library or the store – we meet hard-working men and women who make our lives easier every day.

Facilitators may also discuss about different uniforms worn by different helpers and about different vehicles used by people in different professions.

Children may be sensitized towards showing respect and gratitude towards these frontline workers.



Our  
heroes.....Frontline  
workers



*Flowing pipes and leaking taps  
Repair them with my wrench and caps  
Relax in your slumber, I'm a Plumber*



*My farm has cattle and hay  
A dog to keep the thieves away  
Tractor helps to plough fields faster  
I'm a helpful Farmer*



*Switches, bulbs all I care  
Playing with fire, do not dare  
I'm not a magician  
I'm your Electrician*



HEROES  
Nurses  
Dedication  
Frontline  
Thank You  
Emergency Services  
Police  
Paramedics  
Fire Fighters  
Military  
Doctors  
Healthcare Workers  
COURAGE  
COMMITMENT  
BRAVERY  
GRIT  
SPIRIT  
PASSION





### LET'S SING TOGETHER.....

Doctors treat us when we are sick  
Driver drives ambulance quick, quick!  
Teachers teach us things bright  
Help us colour & write  
Soldiers, Policemen keep us safe,  
They teach us to be brave...  
Working for us day and night,  
Community Helpers are true knights!!!



For the Video link and Worksheet , kindly refer to the Bibliography.

### VOCABULARY BAG- (Guard, Whistle, Broom, Tools, Helpers at School & Home, Doctor)

The facilitator may talk about some of the helpers and the tools used with the help of riddles and rhymes during the circle time.







*I guard your house all the way  
blow my whistle  
to keep the intruders away*



*I treat you when you are ill with a pill. Who am I?*

**DOCTOR**

**VOCABULARY BAG-** (Computer, Mouse, Keyboard, Monitor, Video, Audio, Teacher)

A structured conversation may be facilitated to make the children aware of the different parts of a computer system.

### LEARNING OUTCOMES

The child will be able to-

- ✚ Learn new words and enrich his/her vocabulary.
- ✚ Become aware of the benefits of using technology.
- ✚ Apply it in daily life.

**Bharat**-Bharati now a days papa doesn't go to the office. How is he doing his office work from home?

**Bharati**-Bharat have you seen papa sitting in front of the screen kept on the table? This is called a **computer**.

**Bharat**-Bharati what is this? (Pointing towards the Mouse)

**Bharati**-This is a **Mouse**, a moveable device that lets you control a range of things and uses the computer's power to work.

**Bharat**-How do we enter text and functions in the computer?

**Bharati**-We enter letters and words through this **key board** by pressing buttons and the **Monitor** displays the information in pictorial or text form.

**Bharat**-Yes Bharati, our **teacher** also shows different **Videos** and **Audios** on Monitor when she is taking our online classes.



**Bharati**-Bharat this is called technology.

**Bharat**- How interesting! Thanks, Bharati for the information. Now I'm clear about the different parts of the computer.

## PARTS OF A COMPUTER SYSTEM

### LEARNING OUTCOMES

The Child will be able to-

- ✚ Develop the fine motor skills and creativity.
- ✚ Get familiar with the hardware components of the computer.

### PLAYDOUGH ACTIVITY: LAPTOP

1. Flatten some dough using a rolling pin.
2. Using the dough knife, cut it into the shape of a rectangle.
3. Lift half of the rectangle and give it the shape of a screen using your fingers.
4. Use a different coloured dough to make small keys.
5. Put them on the lower half to give the look of a keyboard.
6. Roll some dough to make a thin wire for the mouse.
7. Use a third coloured dough to make a small mouse for the laptop.
8. Use the thin wire to attach the mouse to the laptop.




## RHYMING WORDS

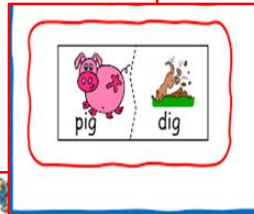

### LEARNING OUTCOMES

The child will be able to-

- ✚ Enhance his/her listening & reading skills.
- ✚ Match the rhyming words by reading.
- ✚ Enjoy the language activity.



The Facilitator can play a Rhyming Dominoes game with CVC words during the virtual circle time. Simple rhyming word pictures along with word cards may be shown to the children to match up. To make the puzzle more interactive she can place the pieces in a small grab bag and encourage children to pull out one at a time to find the matching rhyming pieces if it is done by them.



## ENGLISH LITERACY

### READING FOUR- LETTER WORDS WITH VOWEL 'i'

#### LEARNING OUTCOMES

The child will be able to-

- ✚ Read four letter words with "i" vowel.
- ✚ Add new words to his/her vocabulary.
- ✚ Build stronger reading skills.

Children may be encouraged to use new learnt words. Introduction of four-letter words with vowel 'i' may be taken up by the facilitator during the virtual circle time by showing some picture cards.



king



gift



milk

It is also suggested that the fun rhyming game can be played by asking children to tell words that rhyme like;

gift -lift-rift

skip - drip -flip

sing -wing -king

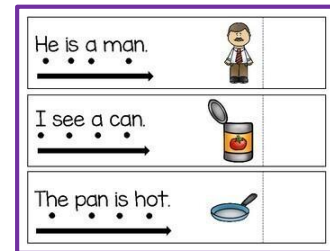
For the PPT link & Worksheet, kindly refer to the Bibliography.

## WRITING SIMPLE SENTENCES USING MIXED VOWELS & SIGHT WORDS

### LEARNING OUTCOMES

The child will be able to-

- ✚ Develop their reading skills.
- ✚ Enhance their logical thinking.



The facilitator may encourage the child to recapitulate their knowledge of the CVC words and the Sight words to frame simple sentences and write them keeping in mind the left to right directionality and finger spacing between the words.

For the Worksheet, kindly refer to the Bibliography.

## HINDI LITERACY

बच्चे अपने वातावरण में प्रयोग होने वाले शब्दों को सुनते तथा अपने अनुभव से अपनी भाषा में प्रयोग करते हैं। शब्द निर्माण में व्यंजन की अहम भूमिका होती है। राष्ट्रीय साक्षरता नीति 2020 के अनुसार बच्चों के बुनयादी साक्षरता के विकास के लिए विभिन्न गति विधियों एवं सामान्य खेलों का प्रयोग किया जाना चाहिए।

जिन वर्णों का उच्चारण स्वतंत्र रूप में न होकर स्वरों की सहायता से होता है, उन्हें व्यंजन कहते हैं। विचार व्यक्त करने के लिए भाषा की आवश्यकता होती है। भाषा वाक्य से, वाक्य शब्दों से व शब्द वर्णों के सार्थक संयोग से बनते हैं। वर्ण के मौखिक रूप को ध्वनि व लिखित रूप को अक्षर कहते हैं। अक्षरों में स्वर तथा व्यंजन दोनों सम्मिलित होते हैं।

बच्चों को व्यंजन ध, ज और श की पहचान करवाई जाएगी। इन व्यंजनों से शब्दों को बोलने और सुनने का प्रयास, मौखिक ध्वनि विश्लेषण से भी करवाया जाएगा।

व्यंजन ध, ज और श का परिचय बच्चों को खेल, बालगीत, पहेलियाँ व कार्य पत्रिका द्वारा करवाया जाएगा।

### अक्षर ध

सीखने का प्रतिफल

विद्यार्थी-

- ✚ अक्षर ' ध ' से परिचित हो जाएगे।
- ✚ शब्द भंडार में वृद्धि होगी।
- ✚ वातावरण में आए ' ध ' के शब्दों को पहचान पाएंगे।



✚ अक्षर ' ध ' की बनावट सीख जाएंगे ।

व्यंजन श,ज,ध का परिचय कराने के लिए बच्चों को तरह- तरह की रोचक क्रियाएं दी जायेगी। श,ज,ध का परिचय बालगीत, कहानी,कार्य पत्रिका, मौखिक ध्वनि विश्लेषण द्वारा करवाया जाएगा ।



धोबी



धनिया



धनुष

बादल हटते मैं खिल जाती,  
सर्दी में मैं सबको भाती  
सुनहरे रंग की मैं कहलाती,  
बूझो तो मैं क्या कहलाती



धूप

धूप खिली भई धूप खिली,  
धीरे - धीरे धूप खिली।  
थम गई बरखा छंट गए बादल,  
धूप खिली भई धूप खिली

बच्चे व्यंजन ध कार्यपुस्तिका (पृष्ठ48 से 51 तक) में लिखने का प्रयास करें।

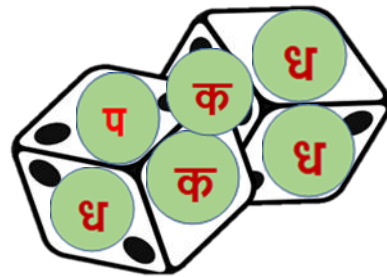
For the PPT link & Worksheet, kindly refer to the Bibliography.

### डाइस घुमाओ शब्द बताओ-अक्षर ध का खेल

सीखने का प्रतिफल

विद्यार्थी-

- ✚ अक्षर ध की पुनरावृत्ति खेल द्वारा करवाना ।
- ✚ अक्षर ध की शब्दावली रुचिपूर्ण तरीके से सीखाना ।



**सामग्री :** एक डाइस जिसमें चार तरफ **अक्षर ध** लिखा हो और बाकी दो तरफ अन्य कोई अक्षर लिखा हो ।

## विधि :

दो बच्चे इस खेल में हिस्सा ले सकते हैं। दोनों बच्चे बारी - बारी डाइस घुमाएंगे और जिस अक्षर पर डाइस रुकता है, बच्चे को उस अक्षर से सम्बंधित शब्द बताने के लिए प्रेरित किया जायेगा।

उदाहरण : अक्षर ध पर डाइस रुकने पर बच्चा ध की शब्दावली के 2-3 शब्द बताएगा। जैसे : धूप , धन, धरती , धनुष इत्यादि।

अक्षर क पर डाइस रुकने पर बच्चा क की शब्दावली के 2-3 शब्द बताएगा। जैसे : कमल , कटोरी , काजू इत्यादि।

## अक्षर ज

### सीखने का प्रतिफल

#### विद्यार्थी-

- ✚ अक्षर 'ज' से परिचित हो जाएंगे।
- ✚ शब्द भंडार में वृद्धि होगी।
- ✚ वातावरण में आए 'ज' के शब्दों को पहचान पाएगा।
- ✚ अक्षर 'ज' की बनावट सीख जाएंगे।



जहाज़



जेब



जाल

कई रंगों में मैं हूँ मिलता,  
कपड़े और चमड़े से बनता ,  
पैरो की तो शान हूँ मैं,  
बूझो तो कौन हूँ मैं



जूता

जंगल में आया शिकारी,  
जाल बिछाया उसने भारी।  
जानवर फंस गए बारी - बारी,  
पर चूहे की समझदारी,  
शिकारी पर पड गई भारी।

बच्चे व्यंजन ज कार्यपुस्तिका (पृष्ठ 71 से 73 तक) में लिखने का प्रयास करें।

For the PPT link & Worksheet, kindly refer to the Bibliography.

## खोजो और दौड़ो - अक्षर ज का खेल

### सीखने का प्रतिफल

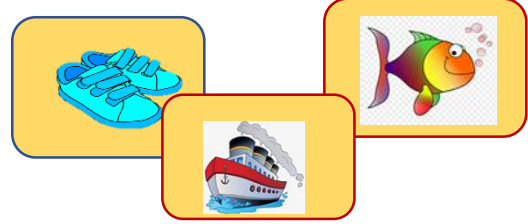
विद्यार्थी-

- खेल - खेल में अक्षर की पहचान कर पाएंगे ।
- सोचने व समझने की क्षमता का विकास होगा ।
- शारिरिक विकास होगा ।



विधि :

- यह खेल 4-4 के समूह में खेला जाएगा ।
- चारों बच्चे प्रस्थान बिंदु पर खड़े होंगे, उनसे कुछ दूरी पर 6-7 अक्षरों के 4 ढेर होंगे ।
- सीटी के साथ खेल आरंभ होगा।सीटी बजते ही बच्चे अपने सामने की ढेर से विभिन्न अक्षरों के बीच से 'ज' अक्षर की पहचान कर उसे हाथ में लेकर आगे भागेंगे ।
- आगे एक और ढेर होगा जिसमें अलग- अलग अक्षरों के चित्र होंगे।
- बच्चा 'ज' अक्षर से संबंधित चित्र छांटकर आगे दौड़ेगा और अंतिम चरण में पहुंचकर सहायिका को अक्षर व चित्र देगा ।
- जो बच्चा सही अक्षर व चित्र पहले देगा वही विजेता घोषित होगा।इस तरह यह खेल चलता जाएगा ।




## अक्षर श

### सीखने का प्रतिफल

विद्यार्थी-

- अक्षर 'श' से परिचित हो जाएंगे ।
- शब्द भंडार में वृद्धि होगी।
- वातावरण में आए 'श' के शब्दों को पहचान पाएगा।
- अक्षर 'श' की बनावट सीख जाएंगे।



शेर



शीशा



शलगम

अनेक रंगों का हूं मैं,  
मिठास से भरा हूं मैं  
गर्मी में मैं ठंडक देता,  
बच्चों का मन हर लेता



शरबत

सफेद, गुलाबी रंग का शलगम,  
हरा-हरा है शरीफा ।  
बच्चों सर्दी का मज़ा उठाओ,  
खाकर शहद और शीरा ।

बच्चे व्यंजन श कार्यपुस्तिका (पृष्ठ 74 से 76 तक) में लिखने का प्रयास करें।

For the PPT link & Worksheet, kindly refer to the Bibliography.

### ढूँढो तो माने- अक्षर श का खेल


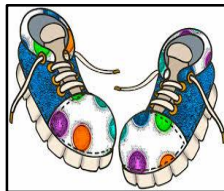


#### सीखने का प्रतिफल

विद्यार्थी-


- खेल- खेल में अक्षर की पहचान कर पाएंगे।
- सोचने व पहचानने की क्षमता का विकास होगा।
- अक्षर की बनावट सीख जाएंगे।
- शब्द भंडार में वृद्धि होगी।
- मांसपेशियों का विकास होगा।



शिक्षिका/सहायिका जमीन पर चाक की सहायता से श अक्षर लिखेगी। शिक्षिका/सहायिका के पास विभिन्न अक्षरों से संबंधित चित्र होंगे। शिक्षिका/सहायिका बच्चे को पहला चित्र दिखाएगी। यदि बच्चा उस शब्द की पहली ध्वनि में 'श' अक्षर सुनता है, तब वह लिखे गए अक्षरों में से 'श' अक्षर ढूँढ कर उसके पास खड़ा हो जाएगा। इस प्रकार यह खेल चलता रहेगा।







## शब्दावली

(जूता , जेब , जलेबी , धन , धनुष , धोबी , धनिया , शरारत , शरबत , शलगम)

सीखने का प्रतिफल

विद्यार्थी-

- व्यंजन ध , ज, श, की पहचान कर पाएगा।
- वातावरण में व्यंजन से शुरू होने वाले शब्दों की पहचान कर पाएगा।
- शब्दावली में वृद्धि होगी।
- व्यंजन ध , ज, श, की बनावट सीख पाएगा।

छुट्टी के दिन **भारत** और **भारती** ने बाजार जाने की सोची ।

**भारती**: चलो भारत जल्दी से बाजार जाने के लिए तैयार हो जाते हैं ।

**भारत**: आप भी अपने  जूते पहनो भारती, देर हो रही है ।

**भारती**: मैंने पापा से बाजार जाने के लिए  धन लेकर  जेब में रख लिए है।

माँ : भारती और भारत रास्ते में शरारत मत करना । वापसी पर धनिया लेकर आना ।



शलगम और

माँ की बात सुनकर भारत और भारती बाज़ार के लिए निकल पड़े ।

भारती: चलो भारत , बहुत गरमी है, उस दुकान से शरबत पीते हैं और खाते हैं ।



जलेबी

भारत: देखो उधर एक खिलौने की दुकान है । मुझे एक धनुष खरीदना है ।



सामान खरीदकर वह दोनों घर वापिस आए ।

माँ : चलो बच्चो नहाकर मैले कपड़े



धोबी को धुलने के लिए टोकरी में रख दो ।

नहाकर दोनों ने रोटी के साथ शलगम की सब्जी और धनिया की चटनी खाई। भारत और भारती ने मां को धन्यवाद कहा और पढ़ने बैठ गए ।

## दो, तीन और चार अक्षर शब्द पढ़ना

### साक्षरता ताश

#### सीखने का प्रतिफल

विद्यार्थी-

- खेल के माध्यम से दो, तीन एवं चार अक्षर के शब्दों को पढ़ने का अभ्यास करेंगे ।
- पठन शैली बढ़ेगी ।
- साक्षरता का विकास होगा ।
- उनकी सोचने की क्षमता का विकास होगा ।
- रुचिपूर्वक अधिगम कर पाएंगे ।



#### खेल की विधि:

- बच्चों को दो, तीन और चार अक्षर के शब्दों को पढ़ने का अभ्यास एक मनोरंजक खेल द्वारा करवाया जाएगा ।
- इस खेल को दो अथवा अधिक खिलाड़ियों द्वारा खेला जा सकता है ।
- इस क्रिया के लिए चित्रों एवं शब्दों के कार्ड्स को ज़मीन, टेबल अथवा किसी भी समतल स्थान पर उल्टा करके चटाई के रूप में बिछाकर रखें ।
- खिलाड़ी को इन कार्ड्स को अपना अवसर आने पर एक एक करके खोलने के लिए प्रेरित किया जाएगा ।

- खिलाडी कार्ड पर आने वाले शब्द /चित्र का पठन करेगा और उससे सम्बन्धित कार्ड ढूँढ़ने का प्रयास करेगा ।
- इस प्रकार शब्दों और चित्रों के जोड़े बनाये जायेंगे । अंत में जिस खिलाड़ी के पास सबसे अधिक जोड़े होंगे वह विजेता होगा ।



बतख



फल



कसरत

## **BLOCKS AND MATHS**

### **PUZZLES**

#### **LEARNING OUTCOMES**

The Child will be able to-

- ✚ Improve his/her cognitive skills, visual reasoning and spatial awareness.
- ✚ Improve his/her concentration.
- ✚ Improves short-term memory and problem-solving skill.
- ✚ Develop finger strength and hand-eye coordination.
- ✚ Learn about the importance of doctors.
- ✚ Associate few things related to the Doctors.

#### **JIGSAW PUZZLE- HELPERS**

The jigsaw puzzle on helpers will help our young minds to think critically and logically and help them to get engaged in a healthy source of entertainment.

#### **Note for facilitator/co-facilitator:**

- Take out a coloured print out on A4 sheet of the puzzle.
- Paste it on a thin cardboard sheet.
- Cut out along the drawn lines to make different pieces of puzzle.
- Now join the pieces and enjoy.

#### **Instructions for the activity:**

Spread all the pieces on the table facing upwards and observe the pieces carefully.

Correlate and join the pieces one by one to complete the picture.



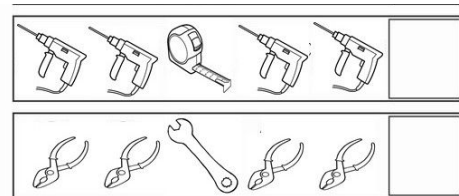
For the Puzzle, kindly refer to the Bibliography.

### COMPLETE THE PATTERN

#### LEARNING OUTCOMES

The Child will be able to-

- ✚ Learn sequencing.
- ✚ Develop his/her cognitive skills.



Pattern are things that repeat in a logical way. They can be numbers, images or shapes. The facilitator may encourage the children to comprehend and complete a given pattern.

For the Worksheet, kindly refer to the Bibliography.

### PRE NUMBER CONCEPT-THICK & THIN

#### LEARNING OUTCOMES

The Child will be able to-

- ✚ Identify the objects which are thick/ thin.
- ✚ Compare thick/thin objects in their environment.

When we compare, we look to see what is the same about the two things. The more related to each other the things are, the more there is to compare. Children will be motivated to look carefully and compare the objects in their immediate environment.



For the Worksheet, kindly refer to the Bibliography.

## SHAPE-CONE

### LEARNING OUTCOMES

The Child will be able to-

- ✚ Enhance his/her fine muscle development.
- ✚ Improve his/her eye-hand coordination and develop aesthetic sense.



Cones are a unique type of 3-dimensional figure that have length, width, and height. The body of the cone has curved sides that lead up to a narrow point at the top that we call a vertex.

A craft activity can be taken up to give a hands-on experience to make a cone with paper.

### Steps to make a Popcorn Cone: -

1. Take a rectangular sheet and bring the two corners together as shown in the picture.
2. Roll the corner inside tightly to give it a shape of a cone.
3. Cut the rim of the cone to give it a circular shape which is optional.
4. Put a tape at the bottom to fix the cone.
5. A cone to fill popcorns is ready to enjoy.



## CORRELATION OF NUMBERS (1 -50)

### LEARNING OUTCOMES


The Child will be able to-

- ✚ Recognise the numbers.
- ✚ Count the objects in sequence.
- ✚ Correlate numbers with quantity.

Learning to count and correlate it with the number is a fundamental math skill.

The facilitator may help the children to correlate numbers with given quantity during virtual circle time.

Children may be motivated to practice writing numbers from 1-50 serially.



For the Worksheet, kindly refer to the Bibliography

## RECAPITULATION OF BACK COUNTING (20-1)

### LEARNING OUTCOMES

The Child will be able to-

- ✚ Count in the reverse order serially.
- ✚ Understand the concept of what comes before.
- ✚ Understand the descending order of numbers.



Counting backwards is a milestone which is to be achieved by children while understanding the number concepts.

For the Worksheet, kindly refer to the Bibliography.

## SINGLE LINE ADDITION

### LEARNING OUTCOMES

The Child will be able to-

- ✚ Understand the basic concept of adding numbers to get its sum.
- ✚ Initiate mathematical thinking at an abstract level.
- ✚ Develop logical thinking and cognitive skills.

Addition can be visualized as 'putting together' of two or more quantities. The facilitator may encourage the children to perform addition using real-life objects like pencils, spoons, blocks etc. The + and = signs need to be emphasised while making a sum.

A colorful illustration of the equation  $1 + 6 = 7$  where the numbers 1, 6, and 7 are anthropomorphic characters with faces and limbs. The number 1 is green, 6 is orange, and 7 is red.

Two simple addition equations presented as cards. The first card shows  $2 + 6 = 8$  and the second card shows  $4 + 5 = 9$ . The numbers are colorful and the equations are arranged in a slightly overlapping manner.

For the Video link & Worksheet, kindly refer to the Bibliography.

*As per NEP 2020, Activity based learning ensures active engagement of learner with concepts and instructional materials. Learning is hands-on and experiential, providing learners the opportunity of learning through manipulation of materials and objects.*


## FINE MOTOR SKILLS & CREATIVE EXPRESSION

### FASHION SHOW

#### LEARNING OUTCOMES

The Child will be able to-

- ✚ Improve language and communication skills.
- ✚ Develop thinking, learning, and problem-solving abilities.
- ✚ Enhance his/her physical, social and emotional development.



Pretend play has many names. Some of these names are: imaginative play, creative play, make-believe play, fantasy play.

To name of few examples of Pretend play are - superheroes, playing 'mummies and daddies', playing shopping, dress-ups, playing flying to the moon, tea-parties, playing trucks in the sandpit and playing with dolls and teddies. Pretend play is a thinking skill. To pretend in play, children have to understand the meaning of what is happening.

**The facilitator can take up this activity as showcasing of the character of any helper which can be depicted with its dress and tools in the virtual circle time.**



### COLLAGE MAKING

#### LEARNING OUTCOMES

The Child will be able to-

- ✚ Develop his/her cognitive skills.
- ✚ Enhance his/her fine motor coordination.
- ✚ Become aware of colours and texture.
- ✚ Understand and enjoy the use of multiple resources in making a collage.



A collage is a form of visual arts in which visual elements are combined to create a new image that conveys a message or idea. Collage and paper art help the child to reason, be creative and develop his/her imagination.

The facilitator can motivate the children to make a collage on the helper- Farmer using paper cut outs and play dough.

For the Video link , kindly refer to the Bibliography.

## GROSS MOTOR SKILLS

### SOCIAL GAME FOR PREVENTION OF FIRE

#### LEARNING OUTCOMES

The Child will be able to-

- ✚ Enhance his/her gross motor skills.
- ✚ Follow the instructions.
- ✚ Understand the fire safety measures to be taken at the time of emergency.



#### FLOOR GAME- FIRE SAFETY

An interesting floor game can be designed to facilitate the development of child's gross motor skills. The game aims to explain the "Concept of Fire Safety". The child will begin the walk from number 1 and will go till number 20. In the game, various tasks need to be completed while walking ahead. These tasks along with the gross motor development, will help the child to be aware about necessary precautions to be taken in case of a fire emergency.





## Milestones Achieved

The activity that I enjoyed doing the most .....

### SOCIAL AND EMOTIONAL MILESTONES-

- |   |        |
|---|--------|
| • I understand the importance of different helpers in our community.  | Yes/No |
| • I learnt that I should be thankful & Show respect towards my nation | Yes/No |
| • I enjoyed celebrating Lohri & Makar Sankranti                       | Yes/No |
| • I'm aware of Republic Day-our national festival.                    | Yes/No |

### LANGUAGE AND LITERACY MILESTONES-

- |   |        |
|---|--------|
| • I can read aloud four-letter words with vowel 'i'   | Yes/No |
| • I can write simple sentences.                       | Yes/No |
| • I can read using left to right directionality.      | Yes/No |
| • I enjoy reciting the rhymes given in the module.    | Yes/No |
| • I can use vocabulary words correctly in a sentence. | Yes/No |

### LEARNING MY MOTHER TONGUE-

- |   |           |
|---|-----------|
| • मैं शब्दों में ध , ज , श वयंजनो को सुन कर पहचान व् लिख सकता हूँ /सकती हूँ | हाँ /नहीं |
| • मैं ध , ज , श अक्षरों से शब्दों को बना सकता हूँ /सकती हूँ                 | हाँ /नहीं |
| • मैं चार अक्षरों को जोड़कर पढ़ सकता हूँ /सकती हूँ                          | हाँ /नहीं |
| • मैं दो ,तीन एवं चार अक्षर वाले शब्दों से वाक्य बना सकता हूँ /सकती हूँ     | हाँ /नहीं |

### COGNITION & UNDERSTANDING RELATED MILESTONES-

- |  |        |
|--|--------|
| • I can correlate numbers up to 50.                  | Yes/No |
| • I can recognize the shape of a cone.               | Yes/No |
| • I can solve riddles and puzzles.                   | Yes/No |
| • I am able to complete a pattern in sequence        | Yes/No |
| • I am able to count in reverse order from 20        | Yes/No |
| • I can differentiate between thick and thin objects | Yes/No |
| • I can do single line addition                      | Yes/No |

### MOTOR SKILLS RELATED MILESTONES-

- |  |        |
|--|--------|
| • I enjoyed performing exercises and body movements.               | Yes/No |
| • I can do simple art and craft activities.                        | Yes/No |
| • I am aware of the precautions to be taken for prevention of fire | Yes/No |
| • I can recognise and name Art & craft material.                   | Yes/No |

**NOTE-Parents are requested to guide and help their wards to choose the right option after asking relevant questions to them. Also kindly share the feedback with the respective class teachers.**

