



**Bal Bharati**  
**PUBLIC SCHOOL**  
DWARKA



**CLASS I**



Dear Parent,

It's summertime when faces light up with a grin  
As holidays are about to begin  
Time to bond with grandparents too,  
Be a helping hand at home, that is what you should do!

Holidays! The word excites and overwhelms us. *Summer Vacation* is the most enviable part of school life! It brings the moments when you once again have your child all to yourself. This is the time when family bonds are strengthened and the most vivid childhood memories are created.

However, it is also time for our children to learn values and skills with lots of activities around. Create an atmosphere of purposeful living and recreation to instil value for time and effort towards even the smallest thing; be it the simple task of caring for a plant, or laying the table for dinner. Adopt an herb, a house plant or a pet, bake a cake, sing-along, paint, draw and compose a song or take up a hobby. Equip your child with the most basic skills such as organising the work area, and wardrobe. Learning to put things in order develops layered and logical thinking in children while inculcating a love for clutter-free and tidy living spaces.

It is time to rejuvenate and revitalize with Summer Holiday Homework comprising of constructive, mindful and reflective activities which will make your child active and observant. These activities are specially designed for the children to help them set goals to stay mentally and physically active throughout the summer break.

What we learn with joy, we never forget!

Happy Holidaying!

Regards

Suruchi Gandhi  
(Principal)



# SUMMER SORTED WITH FUN ACTIVITIES

JUNE 2023

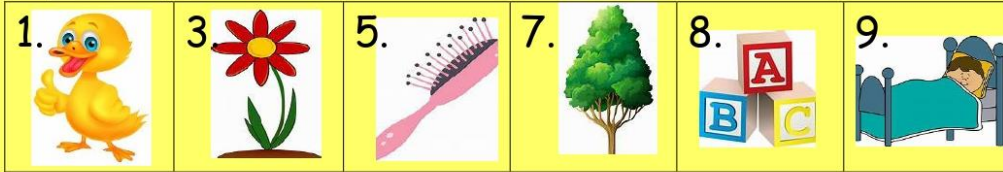
Monday	Tuesday	Wednesday	Thursday	Friday	Saturday	Sunday
			<p>1</p> <p>Make a list of your blessings</p> 	<p>2</p> <p>Start your day with healthy fruit salad</p> 	<p>3</p> <p>Go cycling on World Bicycle Day</p> 	<p>4</p> <p>Visit a library and select few books to read</p> 
<p>5</p> <p>World Environment Day - Plant a tree</p> 	<p>6</p> <p>Jog your mind - play scrabble</p> 	<p>7</p> <p>Organise your book shelf</p> 	<p>8</p> <p>Fun with shapes</p> 	<p>9</p> <p>Make ice cream</p> 	<p>10</p> <p>Jog your mind - crossword fun</p> 	<p>11</p> <p>Let's Exercise</p> 
<p>12</p> <p>Enjoy movie outing with family</p> 	<p>13</p> <p>Visit a museum</p> 	<p>14</p> <p>Move with the ball</p> 	<p>15</p> <p>Do an art project</p> 	<p>16</p> <p>Visit grocery store with your parent/ grand parents</p> 	<p>17</p> <p>Donate old clothes and toys</p> 	<p>18</p> <p>Try one new recipe</p> 
<p>19</p> <p>Sports day with your family</p> 	<p>20</p> <p>Unplug for 24 hours</p> 	<p>21</p> <p>International Yoga Day</p> 	<p>22</p> <p>Do some origami - make some paper flowers &amp; birds</p> 	<p>23</p> <p>Make breakfast for your mom &amp; dad</p> 	<p>24</p> <p>Read some stories</p> 	<p>25</p> <p>Visit the zoo</p> 
<p>26</p> <p>Lay table to help your mom</p> 	<p>27</p> <p>Take a day trip</p> 	<p>28</p> <p>Learn a magic trick</p> 	<p>29</p> <p>Wash your parent's car</p> 	<p>30</p> <p>Ready to go back to school</p> 		



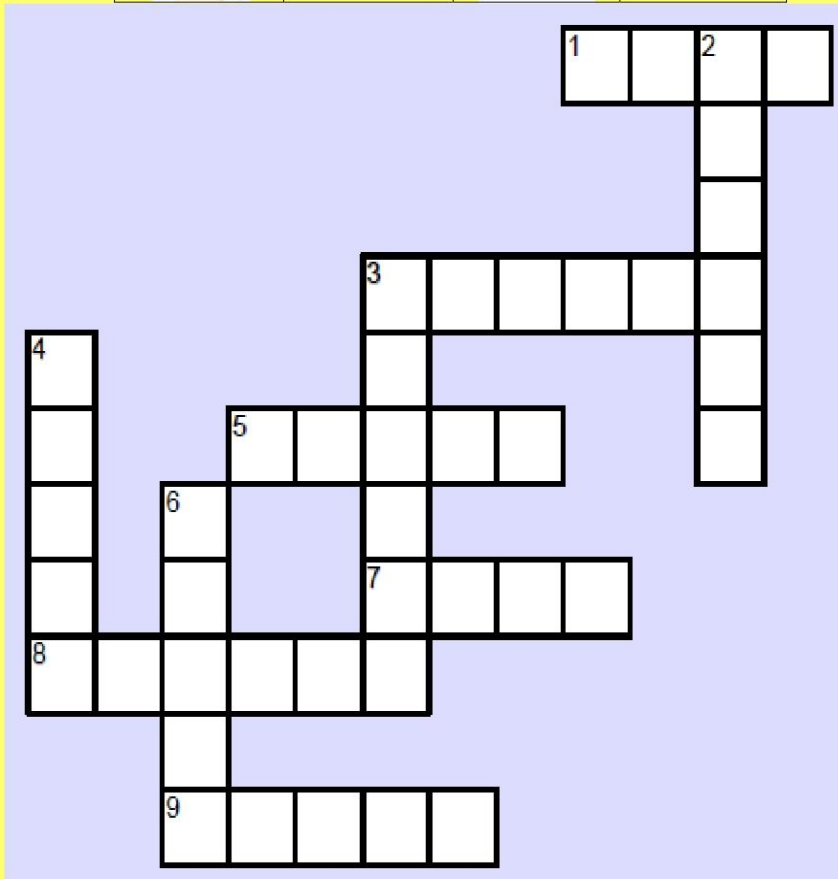
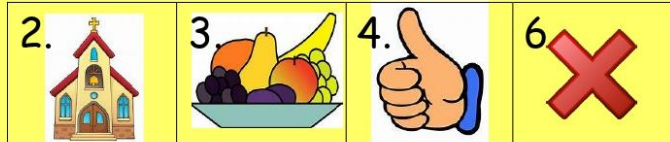
## Fun with Sounds

Complete the given crossword puzzle with help of pictures.

### Across



























### Down



**\*NOTE-** Take a printout of the worksheet, complete and paste it in a scrapbook.

Stories are magical. They take us to a new world, help us to explore new places and ideas. Get ready to weave your own story. You can play the game with your friends and parents. Roll a dice and weave a story according to the number you get on the dice. Take a printout of the sheet, paste it in the scrapbook and write any one story that you created while playing this game.

# ROLL a STORY

	Character	Problem	Setting
	A happy alien 	Loses their little brother 	On the moon 
	A giant dog 	Gets stuck in a fire 	In a forest 
	An angry ghost 	Turns into a bird 	At a school 
	A clever detective 	Eats a poisonous apple 	In a castle 
	A brave fireman 	Finds a flying bus 	At the beach 
	A kind farmer 	Is chased by bees 	At the store 

Tongue twisters are a great way to practice and improve accent, and fluency. Given below are few tongue twisters. Practice them at home everyday. Create your own tongue twister and write it in the scrapbook.

# Tongue-twisters




Red lorry,  
yellow lorry

I scream  
you scream  
we all scream  
for ice cream



Fresh fried fish, fish  
fresh fried, fried fish  
fresh, fish fried fresh



She sells  
seashells by  
the seashore



Three free throws

Give papa a cup of proper  
coffee in a copper coffee cup



# चित्र के नाम लिखकर वाक्य पूरे कीजिए-

महक उधर चल।



.....

चखकर



..... चल।



..... पहनकर



..... खा।



..... रखकर



..... ला।

ताज़ा ताज़ा



..... खा।



..... लगाकर बाहर जा।

बाज़ार जाकर



..... ला।

मानव



..... चला।

आलम सड़क पर जाकर



..... बजा।

आरव घर जाकर



.....

खा।




..... जलाकर हाथ गरम कर।

\*NOTE- Take a printout of the worksheet, complete and paste it in the scrapbook.

## ('अ/आ' की मात्रा)

चित्र देखकर निम्न वर्ग पहेली में उनके नाम ढूंढो और खानों में रंग भरों :-



पा	ल	क	क्ष	बा	द	ल
य	ग	ल	क	ल	अ	ड़
ल	च	म	ग	ज	र	का
न	छ	प	मा	उ	च	ड़
द	त	ब	ला	छ	क	इ
इ	अ	ट	ब	ता	ला	ब
ज	वा	न	ख	ला	ढ	स



**\*NOTE-** Take a printout of the worksheet, complete and paste it in the scrapbook.











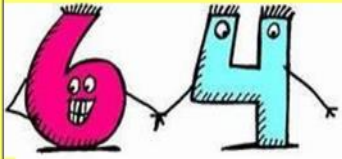
## FUN WITH SUBTRACTION

Play this game with your family members/ friends. Click pictures while playing the game and paste them in the scrapbook.

### Fun with Subtraction



	7	5	8	9	6	5	4	6		7
<h3 style="margin: 0;">Turtle Take Away</h3> <p style="margin: 0;">a game for 2 – 4 players      Need: counters, dice</p>										
5	7		4	6	9	7	8	4	5	
9	<p>Take Turtle to visit his friend the Octopus. Each player puts a counter on the Turtle. Players take turns to roll a dice. The player takes this number away from 10 and then moves to the next space that has this answer.</p>									9
	6	4	7	9	8	5	4		8	7
<p>For Example: If a player throws 4, <math>10-4=6</math> so the player would move to the next space with 6. If you land on a shell have another turn. The first player to reach the Octopus is the winner.</p>										
	6	8	4		9	7	5	9	8	6



## Number Bond Clown



Find the missing number bond and colour the clown with it.

Brown:  $9 + \underline{\quad} = 10$

Red:  $8 + \underline{\quad} = 10$

Yellow:  $7 + \underline{\quad} = 10$

Green:  $6 + \underline{\quad} = 10$


Blue:  $5 + \underline{\quad} = 10$

Orange:  $4 + \underline{\quad} = 10$

Black:  $3 + \underline{\quad} = 10$



**\*NOTE-** Take a printout of the worksheet, complete and paste it in the scrapbook.



## My Family Word Search

Find the words and mark them with colour pencils.

mother, sister, father,  
me, grandfather,  
brother, grandmother,  
cousin, aunt, uncle

g	r	a	n	d	f	a	t	h	e	r
r	q	u	b	c	a	f	k	t	p	b
a	s	n	i	g	t	g	u	k	v	r
n	p	t	d	z	h	h	k	o	u	o
d	b	r	y	m	e	p	c	w	n	t
m	o	t	h	e	r	n	o	m	c	h
o	l	m	n	x	u	e	u	p	l	e
t	a	h	l	y	s	i	s	t	e	r
h	i	l	p	r	w	e	i	s	f	u
e	q	w	e	d	z	w	n	k	h	p
r	u	o	e	t	b	o	e	y	o	r

**\*NOTE- Take a printout of the worksheet, complete and paste it in the scrapbook.**



## Body Parts and Sense Organs



1. Fill in the blanks with the correct body part and match it with the picture.

We can run really fast. We can march to the beat. We can stomp. We can tap. We can march with our \_\_\_\_\_.



To our chin, it is North. To our nose, it is South. We can smile. We can speak. We can eat with our \_\_\_\_\_.




They can help us work hard- And complete all our plans. We can wave. We can shake. We can clap with our \_\_\_\_\_.



We come in a pair, without us, you couldn't wear sunglasses! We rhyme with cheers! What are we? \_\_\_\_\_.



2. Draw the things that you can see on a beach and colour them.



\*NOTE- Take a printout of the worksheet, complete and paste it in the scrapbook.

# Yummy Food



Choose the correct food and write



(soup, milkshake, coffee, sandwich, pancakes, pineapple, sweets)

1. This fruit is yellow inside and you can make juice from it.

-----

2. Some people put milk and sugar in this hot drink.

-----

3. You make this drink with milk and your favourite kind of fruit.

-----

4. These are hot, thin and round. You can put lemon juice on them.

-----

5. Most children and grown ups love eating these but they are bad for your teeth.

-----

6. You make this with bread and you can put meat or salad inside.

-----

7. You can eat or drink this from a bowl or from a cup.

-----



**\*NOTE- Take a printout of the worksheet, complete and paste it in the scrapbook.**

# SEED JARS

Watching seeds grow is an amazing experience. Creating seed jars will allow us to experience how a seed grows and what is happening under the ground during the germination process.

Create your own seed jars following the given steps. Observe the seed jars, click pictures of different stages of germination and make a collage in the scrapbook.

## MATERIAL REQUIRED

- ✚ Few clear small jars
- ✚ Few seeds (sunflower, beans, mustard)
- ✚ Soil/Cotton and water




## METHODOLOGY

- ✚ Take three clear jars.
- ✚ Put some soil/cotton in each jar and water it.
- ✚ Put seeds on the soil bed near the edges of the jar, so that the process of germination is visible.

**ONE WORLD ONE EARTH**

**Few flags of participating countries of G 20 summit are given below. Look at them and identify the country they belong to. Prepare a collage on an A3 size sheet depicting the culture of any one G20 country of your choice. Paste the collage in the scrapbook.**



**\*Note – Make one scrapbook for all the worksheets, activities and projects.**