



# SUMMER



*Summer is a time for fun  
To jump and play in the sun  
Shades are on, Flip flops too  
In summer there's so much to do!  
I'm glad, summer is here  
As it's the best time of the year!*



Dear Parent

Summer brings with it the ever-smiling sun and lots of fun. Vacation is the time for parents to become teachers and friends. It is a perfect time to spend time with your ward and develop an everlasting bond.



An interesting and engaging 'Holiday package' has been creatively designed for our little ones to make the vacation time more fun. The multi-sensorial activities will stimulate their learning and memory, refine their motor, cognitive and language skills.



### Few guidelines for Parents as Co-facilitators:

- Make bedtime reading a regular practice with your children.
- Have meals together. Teach them to be grateful to God and encourage them not to waste food.
- Involve them in planning meals and help you in cooking. Let them make their own vegetable and fruit salads.
- Keep a check on their screen time and engage them in activities that combine play and learning.
- Positive reinforcement is the most powerful way of creating a strong emotional bond with your child.
- Help your child become a caring human being by developing habits such as respecting elders, spending time with grandparents, helping in arranging dining table and so on.
- Encourage your child to take care of personal hygiene by inculcating habits like washing hands frequently, covering his/her nose/mouth while sneezing or coughing, avoid sharing towel/handkerchief with others.



Happy Holidays!  
Regards

(Amrita Malhotra)  
Headmistress



# SUMMER

**JUNE 2023**

## DAILY FUN WITH YOUR LITTLE ONE!

SUNDAY	MONDAY	TUESDAY	WEDNESDAY	THURSDAY	FRIDAY	SATURDAY
				1 Shaker shaker, Energy Booster- Have a glass of your favourite milkshake.	2 My Cushion Castle- Build a cushion fort.	3 Riders on the run (World Bicycle Day) Take a ride on a bicycle.
4 Happy Hands- Make your own hand sanitizer.	5 I care for you (World Environment Day) Plant a sapling.	6 Hungama in Pajamas- Have a pajama party with your family.	7 Row your boat - Make a paper boat.	8 Salad Frenzy - Decorate salad with a family member.	9 Let's clean up- Clean your room.	10 Little Einsteins- (Float or sink) Find 2 (each) objects that float or sink.
11 Fond Memories- Make a memory game out of family photographs.	12 Dil se Dosti - Visit your neighbours and exchange your likes and dislikes.	13 Sow and Reap- Plant seeds from something you've eaten.	14 Clean out Closet - Organise your wardrobe with your mom.	15 Windy Wheel - Make a pinwheel. Now blow pinwheel and watch it spin.	16 Mom and me - Help your mother in laying the dining table.	17 In the lap of nature-Go for a Nature walk. Listen to the sounds of birds, collect leaves of different shapes, textures and sizes. Discuss about the same.
18 Clay Play - Make summer related objects such as umbrella, mango, hat, sun etc. with clay.	19 My Hero, My world - Father's Day Prepare a watermelon mojito /chuski for your dear father.	20 Furry fun- Wash your soft toys.	21 Yoga se hoga- (International Yoga Day) It's time for yoga moves.	22 Me the explorer - Collect fallen leaves and discuss their shape and colour with your family.	23 Bingo Party- Play number/ letter Tambola with your family.	24 Music Mania- Make music using utensils.
25 I Spy - Play Hide and Seek with your family.	26 Swinging Munchkins- Swing on the swings.	27 Suno kahaani- Nani/Dadi ki zubaani- Create a stick puppet of your favourite character.	28 My chirpy buddies - Watch the birds and discuss about them.	29 Fancy feet - Show your dance moves.	30 School chaley hum -It's time to pack your bag.	


*Note: Parents are requested to click photographs of their ward while doing these activities, paste them in a well-presented scrap file and submit the same on July 3, 2023.*

# SUMMER

## HELPING AND SHARING

Click the photographs of your child and paste it in space provided performing these activities

PASTE PHOTOGRAPH



Help your elders in day to day activities like serving a glass of water, enjoying reading with grandparents.

PASTE PHOTOGRAPH



Rolling chapatis.  
Shelling peas.



PASTE PHOTOGRAPH




Watering plants using spray bottles.

PASTE PHOTOGRAPH



Sharing the things (toys, colours etc.) with your friends, siblings, and cousins.



**GET:** Photographs, glue stick

**SET:** Paste the photographs according to the instructions.

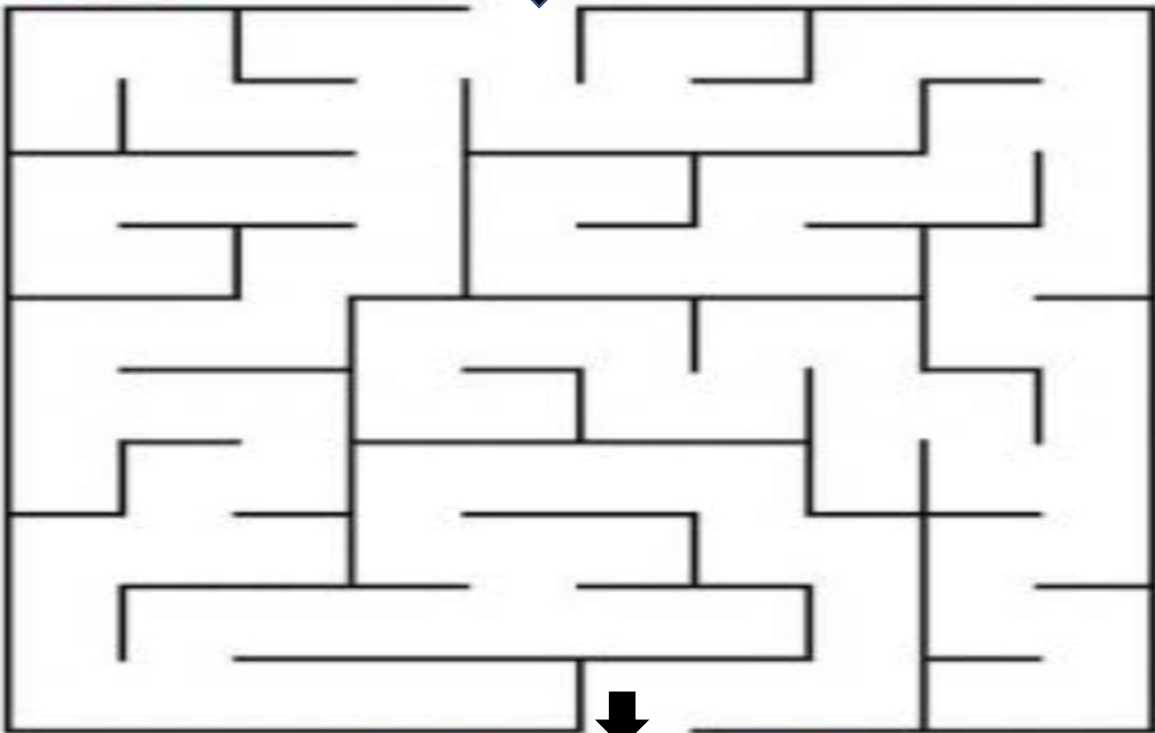
**GO:** Discuss about the activities which you enjoyed the most.

# SUMMER

## SUMMERLICIOUS FUN



START



FINISH



**GET:** Any bright color crayon.

**SET:** Observe and follow the path starting from the boy to the ice cream.

**GO:** Discuss about various flavors of ice cream.


# SUMMER

## BOW WOW

**GET** : Colourful origami sheets, Scissors (to be used by adults only), glue.

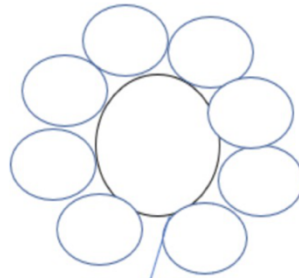
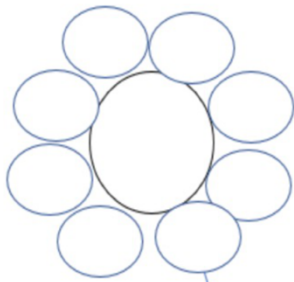
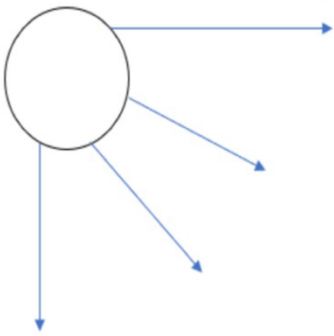
**SET** : Cut different coloured origami sheets in circle, square, rectangle and triangle shapes (size as per the picture given below)

**GO** : Help your ward to complete the dog picture given below by pasting different shapes. Discuss about various animals we see around in our daily life. Encourage your ward to give food and water to street animals. (**under adult supervision**)



# SUMMER

## LITTLE HANDS AT WORK



**GET** : Colourful buttons, fevicol.




**SET** : Paste buttons as shown in the reference picture.

**GO** : Discuss things we see in the garden.



# SUMMER

## ME- THE HAIR DRESSER



**GET:** Collect fallen leaves of different shapes and sizes, glue stick.


**SET:** Make different hairstyles using leaves.

**GO:** Discuss about different colors, shapes and sizes of leaves.

# SUMMER

## RAINBOW CATERPILLAR

Egg cartons carton can be turned into all sorts of insects and animals. This rainbow caterpillar is one of such interesting craft



### GET:

Egg carton, scissors, white, red, orange, yellow, green, blue and purple acrylic paint, paint brush, black pipe cleaner, pencil, glue, googly eyes, black marker.

### SET :

- Cut off the egg carton top. Cut along the middle of the egg carton to split the egg carton into 2 pieces. Each piece should have 6 cups.
- Paint each cup with a different color for a rainbow effect.
- Cut 2 small pieces of black pipe cleaner. Curl the tops to form antennae. With a pencil, poke a small hole for each antenna at the top of the caterpillar's head and then gently push the pipe cleaners inside. You can also glue them to make sure they stay in place.
- Paste 2 small googly eyes to the caterpillar's head.

### GO:

Use a black marker to draw a smile and your rainbow caterpillar is done! You can use other colors or make green caterpillars too!





# SUMMER

## HOW DOES IT FEEL?

This Feels...



### GET:

- Coloured sheets
- Material of 5 different textures as shown in the picture
- Fevicol

**SET:** Take 4-5 coloured sheets, trace your palm on it and cut the sheet accordingly.

**GO:** Choose different textures like cotton balls, bubble wrap, crumpled paper etc. and paste the same on the palm shaped sheet.

# SUMMER

## ZIP ZAP ZOOM...MY OWN PATTERN

### GET :

- Coloured Tape
- Colourful buttons/blocks
- A sheet of paper

### SET :

- Children will make different patterns using standing, sleeping and slanting lines. They will sort and place buttons/blocks of different colours and make patterns. This activity can be done on a sheet of paper or floor.

### GO :

Discuss and explore different Patterns



# SUMMER

## MASTERCHEFS: FUN IN THE KITCHEN

WEAR YOUR APRON, DON YOUR HAT  
IT'S TIME TO MAKE A MANGO TANGO

Dear Masterchefs! Get ready to make a quick, scrumptious and refreshing drink to quench your thirst and beat the heat.....

### MANGO ICY SPLASH

#### GET :

- 1/2 cup mango pulp
- 1 tablespoon lime juice
- Pinch of black salt
- Sugar/ honey according to taste
- Water
- Crushed ice cubes.
- Few mint leaves (crushed)

#### SET :

- In a bowl add mango pulp and lemon juice.
- Add water, sugar/ honey and black salt. Stir well until everything mixes up.
- Add crushed ice cubes and pour chilled mango splash in a glass pitcher.
- Garnish it with mint leaves.

#### GO :

- Pour it in your glass and enjoy the yummy drink.



# SUMMER

## MAKE YOUR OWN ICE-CREAM SUNDAE!

**GET** : Crayons , scissors (to be used by adults only), glue.

**SET** : Help your ward to colour the Ice cream cone and scoops according to his/her favourite flavour. Cut the scoops and the cone into shape. Paste the scoops on the cone along with cherry.

**GO**: Discuss about different flavors of ice cream available during summer season.

