



# **HOLIDAY HOMEWORK**

**CLASS VIII**

**2023-24**

## ENGLISH

### (I) Multiple Assessment (5 marks)

Do any one activity.

Topic	Newspaper Designing
Activity	<b>SUMMER BREAKING NEWS!</b>  Design your own newspaper-Summer Edition Style! It should be in English and should include news and updates about not just your won summer but your friends as well. Try to frame the headlines and write the news in your own words and also give a unique name to the newspaper. It could include what all you did the entire summer and you could divide it into various headers or segments of your choice. Please note it should not be cut and paste work. It should be handwritten, though you could print the headlines and paste the same.
Learning Outcome/Skill Enhanced	Creativity, Imagination, Vocabulary Skills, Observation, Linguistic Intelligence, Spatial Intelligence, Kinesthetic Intelligence, Analytical Skills, Logical Intelligence
Resources	<a href="https://kidsage.in/">https://kidsage.in/</a> <a href="https://thechildrensnewspaper.com/">https://thechildrensnewspaper.com/</a>
Mode Of Submission	Newspaper (Hard Copy)
Rubrics	Presentation & Creativity: 1 Mark Content & Originality: 2 Marks Language & Accuracy: 1 Mark

OR

Topic	Grammatical Skills
Activity	<b>WORD WORLD</b>  Choose a set of challenging vocabulary words from the story, 'The Three Questions'. Study their definitions, usage, synonyms and antonyms. Create a Mini Pictionary for the same set of words. It should be creatively presented in the form of a mini book replete with pictures, meaning, and pronunciation and so on just like a dictionary!
Learning Outcome/Skill Enhanced	Creativity, Imagination, Vocabulary Skills, Observation, Linguistic Intelligence, Spatial Intelligence, Kinesthetic Intelligence, Analytical Skills, Logical Intelligence
Resources	<a href="https://www.youtube.com/watch?v=hesvlQwqZR0">https://www.youtube.com/watch?v=hesvlQwqZR0</a>
Mode Of Submission	Visual Dictionary
Rubrics	Presentation & Creativity: 1 Mark Content & Originality: 2 Marks Language & Accuracy: 1 Mark

## II) Subject Enrichment (5 marks)

Do any one.

Subject	English
Assessment Parameter	Subject Enrichment
Topic	The Andaman & Nicobar Islands
Activity	<b>MY PODCAST MY WAY</b>  Explore the surreal and the magnificent Andaman and Nicobar Islands and create your own podcast highlighting the charisma and charm of the place. Research as much as you can and talk about its geographical features, historical legacy, famous monuments, cuisines, culture, costume, language, music and so on. There is no time limit for your podcast! You can upload it on any of the online podcast platform. So what are you waiting for? It is time to know the unknown. The adventure is out there!!
Learning Outcome/Skill Enhanced	Creativity, Imagination, Vocabulary Skills, Observation, Linguistic Intelligence, Spatial Intelligence, Kinesthetic Intelligence, Analytical Skills, Logical Intelligence, ICT
Resources	<a href="https://www.andamantourism.gov.in/">https://www.andamantourism.gov.in/</a>
Mode Of Submission	Online Podcast Platform
Rubrics	Presentation & Creativity: 1 Mark Content & Originality: 2 Marks Language & Accuracy: 1 Mark

OR

Topic	The Andaman & Nicobar Islands
Activity	<b>TELL A TALE</b>  Choose any famous or popular folk tale of the Andaman and Nicobar Islands and recreate its magic by creating a video presentation using the art of storytelling. The time limit of the video recording is 2-5 minutes. The presentation should be creative and narrated in your own words. You can also create finger puppets or use some other props to make your story special. Kindly refrain from using paper while telling the tale.
Learning Outcome/Skill Enhanced	Creativity, Imagination, Vocabulary Skills, Observation, Linguistic Intelligence, Spatial Intelligence, Kinesthetic Intelligence, Analytical Skills, Logical Intelligence, ICT
Resources	<a href="https://www.andamantourism.gov.in/">https://www.andamantourism.gov.in/</a>
Mode Of Submission	Flipgrid
Rubrics	Presentation & Creativity: 1 Mark Content & Originality: 2 Marks Language & Accuracy: 1 Mark

## HINDI

### (I) बहुविषयी मूल्यांकन (5 marks)

विषय	वृक्षों से ही जीवन
परियोजना कार्य	चाँइस बोर्ड (नीचे संलग्न) कोई चार गतिविधि कीजिए।
मुख्य उद्देश्य	* विद्यार्थियों को पौधों एवं वृक्षों के प्रति संवेदनशील बनाना। * वनों के संरक्षण पर जागरूकता फैलाना। * एक पेड़ को अपनाना तथा निजी सम्पत्ति की तरह उसकी देखभाल जीवन भर करना।
सहायक सामग्री	<a href="https://youtu.be/-PLrJwLsGuc">https://youtu.be/-PLrJwLsGuc</a> <a href="https://youtu.be/nj5nxPsHVq4">https://youtu.be/nj5nxPsHVq4</a>
जमा करने का माध्यम	* आप अपना परियोजना कार्य (पेपर पेन / e-mode) दोनों ही तरीके से बना सकते हैं।
मूल्यांकन बिंदु	* आकर्षक-1 अंक ; सृजनात्मक-2 अंक; कलात्मक-1 अंक; आपका योगदान-1 अंक

### चाँइस बोर्ड

	<p>पसंदीदा बोर्ड गैम बनाने के लिए निम्नलिखित बिंदुओं को ध्यान में रखिए - जैसे-: कवर पेज, मेरा परिचय, विषय</p> <p>* पसंदीदा बोर्ड गैम कम से कम 04 गतिविधि करनी अनिवार्य है।</p> <p>* यह कार्य आकर्षक सृजनात्मक और कलात्मक होना चाहिए।</p> <p>* इसको आकर्षक बनाने के लिए आप भिन्न-भिन्न रंगों और चित्रों का प्रयोग भी कर सकते हैं।</p>	<p>अपने घर के आँगन, छज्जे, बालकोनी, आदि किसी एक सुरक्षित और उपयुक्त स्थान पर बड़ों की देख-रेख में पुराने गमले, मिट्टी के घड़े, लोटे, पुरानी बोतलें, डिब्बे आदि में लगभग पाँच से दस पौधे लगाएँ (जितने संभव हों)</p>
<p>पेड़-पौधों की आवश्यकता, स्वास्थ्य लाभ, अपशिष्ट पदार्थों से खाद बनाना आदि विषयों पर दो मित्रों के बीच संवाद।</p>	<h1 style="font-size: 2em; margin: 0;">वृक्षों से ही जीवन</h1>	<p>प्रकृति के सान्निध्य में कुछ समय व्यतीत कर आनंद का अनुभव - अनुच्छेद लेखन</p>
<p>पौधे लगाएँ : प्रकृति को स्वच्छ बनाएँ। - कविता रचना</p>	<p>घर में चाय, काढ़ा आदि बनाने के बाद बची हुई चायपत्ती तथा सामग्री को मिट्टी में दबा कर खाद की तरह प्रयोग करें। रोपित पौधों को थोड़ा-थोड़ा पानी से सींचें। किसी एक दिन की ऐसी पूरी प्रक्रिया को वीडियो के रूप में तैयार करें।</p>	

## (II) SUBJECT ENRICHMENT (5 marks)

TOPIC	सुनने व बोलने का कौशल
PROJECT/ACTIVITY	<b>पर्यटक विवरणिका-</b> अंडमान तथा निकोबार की सांस्कृतिक धरोहरों के बारे में जानकारी एकत्रित करते हुए एक पर्यटक विवरणिका बनाएं। भारत के साथ अंडमान तथा निकोबार के संबंधों की सुंदर परिकल्पना करते हुए इस से संबंधित पोस्टर भी तैयार कीजिए।
LEARNING OUTCOME/SKILL ENHANCED	रचनात्मकता, कल्पना, भाषाई बुद्धि, विशेष बुद्धिमत्ता, तार्किक बुद्धि, अवलोकन, मौलिकता
RESOURCES (Online Links)	<a href="https://www.youtube.com/watch?v=vIIzsrSB0to">https://www.youtube.com/watch?v=vIIzsrSB0to</a> <a href="https://youtu.be/Ld-Vj_OEdQE">https://youtu.be/Ld-Vj_OEdQE</a>
MODE OF SUBMISSION	<b>पर्यटक</b> विवरणिका
RUBRICS	प्रस्तुति और रचनात्मकता: 2 अंक सामग्री और मौलिकता: 2 अंक भाषा और सटीकता: 1 अंक

## MATHS

### (I) Multiple Assessment(5 marks)

TOPIC	Understanding Quadrilaterals
PROJECT/ACTIVITY	Choice Board(attached below)
LEARNING OUTCOME/SKILL ENHANCED	<ul style="list-style-type: none"><li>• Knowledge and understanding of quadrilaterals</li><li>• Critical thinking and problem solving</li><li>• Creativity and innovation</li><li>• Spatial reasoning and visualization</li></ul>
RESOURCES (Online Links)	<a href="https://www.youtube.com/results?search_query=quadrilateral+origami">https://www.youtube.com/results?search_query=quadrilateral+origami</a> <a href="https://youvegotthismath.com/quadrilateral-bingo/">https://youvegotthismath.com/quadrilateral-bingo/</a>
MODE OF SUBMISSION	Digital/Physical Submission
RUBRICS	<ul style="list-style-type: none"><li>• Content (1 mark)</li><li>• Creativity (1 mark)</li><li>• Critical Thinking(1 mark)</li><li>• Originality (1 mark)</li><li>• Presentation (1mark)</li></ul>



## Choice Board

Do any 3 activities . Activity with \* is compulsory for all.

Create a comic strip that features different types of quadrilaterals. You can also use an online tool, such as Canva or Pixton, to create a comic strip.



### YOGA POSES

Take some pictures of yourself doing Quadrilateral yoga poses. Then make a collage of your pictures on an A3/A4 size sheet.

Highlight the quadrilateral a with its name and properties.



### ORIGAMI ART

Create a scrap file having different types of quadrilaterals using paper folding and verify the properties of the shape made.



### MIND MAPPING

Create a mind map of different types of quadrilaterals, including their properties and examples on an A4 size sheet.



Create a set of 8 - 10 riddles that describe the properties of different quadrilaterals.

For example, "I am a quadrilateral with opposite sides parallel and equal. What am I?"  
(with answer key and figure of the quadrilateral)



### LIFE WITHOUT QUADRILATERALS

Prepare a ppt (6- 8 slides) explaining how your life would be without the quadrilaterals.



### \*BOARD GAME

Create a board game that involves the concept of quadrilaterals and their properties. You can add obstacles or challenges, special areas to the game board to make it more interesting and engaging. Rules of the game should be displayed on the board.

### SONG





Create a song or a rap on any of the following topics :  
Different types of Quadrilaterals/ Properties of Quadrilaterals.



Create a crossword puzzle using vocabulary words related to the concept of the quadrilaterals on an A4 size sheet.



**(II) Subject Enrichment (5 marks)**

TOPIC	Fractal Art
PROJECT/ ACTIVITY	<p>A fractal is a self -similar object or shape. By 'self - similar' we mean that it can be split into smaller parts which are exact scaled -down copies of the whole object or shape. This means that if you zoom in on a fractal, you will see the same pattern repeated over and over again. Fractals often occur in nature. For example, the cauliflower is a natural fractal. Any small portion of the cauliflower when magnified resembles the whole cauliflower. Certain fern leaves also exhibit self - similarity, and can be regarded as fractals.</p> <ul style="list-style-type: none"><li>• Explore fractal art found in nature of <b>Lakshadweep and Andaman and Nicobar Islands</b>.</li><li>• Some examples of fractals found in nature - coral reef, palm tree, Fractal waves, seashell</li></ul>     <p><b>TASK: Explore the natural beauty of the Lakshadweep and Andaman and Nicobar Islands and look for examples of fractals in the environment.</b></p> <p>Instructions: Create a collage of the sample photos of natural materials that exhibit fractal patterns .You can use a digital tool such as Canva or PowerPoint to create the collage. Write a report on an A4 size sheet describing your findings.</p>
LEARNING OUTCOME/SKILL ENHANCED	Observational skills; Research skills; Technology skills;Critical thinking skills



RESOURCES (Online Links)	<a href="https://www.youtube.com/watch?v=YX8yrOAJfKM">https://www.youtube.com/watch?v=YX8yrOAJfKM</a> ).
MODE OF SUBMISSION	A4 size sheets compiled in a folder
RUBRICS	Content (2 marks) ;Critical thinking and creativity (2 marks);Presentation (1 mark)

## SCIENCE

### (I) Multiple Assessment(5 marks)


<b>TOPIC</b>	<b>Light and Crops.</b>
<b>PROJECT/ACTIVITY</b>	<b>CHOICE BOARD (Attached below)</b>
<b>LEARNING OUTCOME/SKILL ENHANCED</b>	<b>-Creativity -Imagination -presentation Critical thinking</b>
<b>RESOURCES (Online Links)</b>	<a href="https://agri.and.nic.in/objective.htm">https://agri.and.nic.in/objective.htm</a> <a href="https://en.wikipedia.org/wiki/Genetically_modified_crops">https://en.wikipedia.org/wiki/Genetically_modified_crops</a>
<b>MODE OF SUBMISSION</b>	<b>A4 size sheets compiled in a folder</b>
<b>RUBRICS</b>	<b>Content-2 Presentation-2 Accuracy -1</b>



Choose any three out the given nine activities.

<p>Field activity: visit some nearby agricultural field and investigate the method of their irrigation, harvesting and storing. Prepare a report on it on A4 size sheets.</p> 	<p>Create a crossword puzzle for the various vocabulary words related to the topic agricultural practices on A4 size sheets.</p> 	<p>Write a story on your own about a farmer and how he grows a crop on A4 size sheets. (Mention all the difficulties he faces and the remedial steps taken by him.)</p> 
<p>Write a song/poem which will include the functioning of a human eye on A4 size sheets.</p> 	<p>Make a scrap book on some well known visually challenged people and technological aid for visually challenged people.</p> 	<p>Prepare a Microsoft ppt on different harvest festivals celebrated in india.</p> 
<p>Plan a board game on the topic light including at least 15 questions.</p> 	<p>Prepare a write up of genetically modified crops grown in different parts of India with the Names, Pictures, Processes involved, and Advantages of such crops on A4 size sheets and paste it in your science notebooks.</p> 	<p>Prepare a quiz for the topic defects of eyes and its correction on A4 size sheets.</p> 

## (II) Subject Enrichment (5 marks)

<b>TOPIC</b>	<b>Crop production and management</b>
<b>PROJECT/ACTIVITY</b>	<p>1) VIRTUAL VISIT TO ANDAMAN AND NICOBAR ISLAND. You have to explore the agricultural practices of any crop field and gather information on the following:</p> <ul style="list-style-type: none"><li>• Names of the crops grown</li><li>• Tools used by the farmers</li><li>• Types of soils</li><li>• Irrigation methods</li><li>• Types of manure and fertilizers</li><li>• Storage system.</li></ul> <p>Make a presentation on your findings and bring it in pen drive / file. (Paste pictures and complete information).</p> <p>2) Grow any one ornamental plant in your garden (or pot). Write all the necessary materials required (like soil, type of seed, implements, tools, mode of irrigation) and method to grow the plant. Collect all the pictures while doing the activity and paste in your notebook. Also, write down the usage of that plant.</p> 
<b>LEARNING OUTCOME/SKILL ENHANCED</b>	Planning and organising.  Identification  Observation  Interpretation  Deduction
<b>RESOURCES (Online Links)</b>	<a href="https://www.floweraura.com/blog/10-beautiful-ornamental-plants-with-names">https://www.floweraura.com/blog/10-beautiful-ornamental-plants-with-names</a>
<b>MODE OF SUBMISSION</b>	<b>Pen drive /Notebook</b>
<b>RUBRICS</b>	<b>Content-2 Presentation-2 Accuracy -1</b>

## SOCIAL SCIENCE

### (I) Multiple Assessment (5 marks)

TOPIC	<b>CIVILISING THE NATIVE EDUCATING THE NATION</b>
PROJECT/ ACTIVITY	<ol style="list-style-type: none"><li>1. Interview your grandparents on the education pattern during their times and prepare a comparative analysis of both the education systems.</li><li>2. Prepare a power point presentation on different educational policies introduced during British India.</li><li>3. Organise questions for a panel discussion in class on "Education today".</li><li>4. Create a Podcast for the same.</li></ol>
LEARNING OUTCOME/SKILL ENHANCED	Communication, Decision Making, Empathy, Appreciation, Problem Solving, Analysis, Evaluation
RESOURCES (Online Links)	<a href="https://www.ted.com/talks/shashwat_behl_transforming_the_education_system_in_india">https://www.ted.com/talks/shashwat_behl_transforming_the_education_system_in_india</a>
MODE OF SUBMISSION	Power point presentation, Podcast link
RUBRICS	5 marks (Content -1 mark, Structure -1 mark, Originality -1 mark, Delivery -1 mark, Presentation - 1 mark)

## (II) Subject Enrichment(5 marks)

TOPIC	Andaman and Nicobar Islands (Art integration Activity )
PROJECT/ACTIVITY	<b>Activity 1</b> Prepare a Collage/mosaic showing Biodiversity richness of Lakshadweep Islands. <b>Activity 2:</b> Students to explore the agricultural practices of any crop field in Andaman and Nicobar Islands Make a presentation which should include the following information: <i>Names of the crops grown</i> <i>Types of soils</i> <i>Tools used by the farmers</i> <i>Types of fertilizers</i> <i>(paste pictures and complete information)</i>
LEARNING OUTCOME/SKILL ENHANCED	Creativity, collection,organisation , presentation
RESOURCES(ONLINE LINKS)	<a href="https://www.youtube.com/watch?v=toNJaJxHvZs&amp;pp=ygUgYmlvZGV2ZXJzaXR5IGxha3NoYWR3ZWVwIGlzbGFuZHM%3D">https://www.youtube.com/watch?v=toNJaJxHvZs&amp;pp=ygUgYmlvZGV2ZXJzaXR5IGxha3NoYWR3ZWVwIGlzbGFuZHM%3D</a> <a href="https://youtu.be/P8Vjvu1jkd4">https://youtu.be/P8Vjvu1jkd4</a>
MODE OF SUBMISSION	Project File
RUBRICS	Content 2 Creativity 2 Presentation 1

## FRENCH

### (I) Multiple Assessment(5 marks)

Activity	<b>1.CONJUNCTION</b> Préparez un PPT sur le sujet " CONJUNCTION". (Make a PPT on " CONJUNCTION " ) ( No. Of slides -7-8) <b>2. Learn new French songs .Some links have been shared for your reference.</b>
Learning Outcome/Skill Enhanced	Creativity, Imagination, Observation, Linguistic Intelligence, Analytical Skills, Logical Intelligence
Resources	<a href="https://youtu.be/NU9qYbLtPog">https://youtu.be/NU9qYbLtPog</a> <a href="https://youtu.be/JXijFYXK_44">https://youtu.be/JXijFYXK_44</a> <a href="https://youtu.be/UN4VLmo1QG4">https://youtu.be/UN4VLmo1QG4</a>
Rubrics	Creativity- 2 marks, Presentation and Content – 2 marks Originality- 1mark

**(II) Subject Enrichment (5 marks)**

Activity	<b>BROCHURE</b> 1. Make a brochure of 4 pages- 2 pages on the capital city in India and 2 pages on the capital city in France. 2. It must have information about their location, physical features, food, people, culture, religion, tourist places. 3. This brochure should be made on an A-3 size paper, folded into half. 4. It must be creative and colourful with a lot of pictures. 5. The written work must be short and to the point.
Learning Outcome/Skill Enhanced	Creativity, Imagination, Observation, Linguistic Intelligence, Analytical Skills, Logical Intelligence
Resources	<a href="https://youtu.be/47-vcAPJsdU">https://youtu.be/47-vcAPJsdU</a> <a href="https://youtu.be/B7tH-9TQais">https://youtu.be/B7tH-9TQais</a>
Rubrics	Creativity -2 marks , Content -1marks, Originality- 2marks

**SANSKRIT****(I) Multiple Assessment (5 marks)**

विषयवस्तु	यात्रावृत्तम्
गतिविधि:	किसी ऐतिहासिक स्थल का भ्रमण करते हुए अपनी यात्रा के अनुभवों तथा यात्रा के समय आपको उस स्थान से संबंधित किन-किन जानकारियों का पता चला , उन सूचनाओं का एक विवरण संस्कृतवाक्यों में प्रस्तुत करें । साथ ही यह भी बताएँ कि आपको कौन सी जानकारी अधिक रूचिकर लगी और क्यों ?
अधिगमपरिणामाः/ कौशलवर्धनम्	<ul style="list-style-type: none"><li>➤ तर्कात्मकचिन्तनम्</li><li>➤ समस्यासमाधानम्</li><li>➤ वाक्यनिर्माणसामर्थ्यम्</li><li>➤ भावाभिव्यक्तिः</li><li>➤ लेखनकौशलम्</li></ul>
संसाधनसङ्केतः	<a href="https://youtu.be/CU9X2AmRrBM">https://youtu.be/CU9X2AmRrBM</a>
प्रस्तुतीकरणमाध्यमः	छात्र पेन-पेपर का प्रयोग करते हुए विवरण प्रस्तुत करेंगे ।
रूब्रिक्स	लेखनशुद्धिः - 2 अङ्कौ , मौलिकता -2 अङ्कौ , प्रस्तुतीकरणम् - 1 अङ्कः = (5 अङ्काः)



**(II) Subject Enrichment (5 marks)**

विषयवस्तु	नीतिश्लोकाः
गतिविधिः	नीति श्लोक जितने पुराने समय मे उपयोगी थे उतने ही आज के समय में भी हमारा मार्गदर्शन करते हैं, अतः पाठ 2 से किन्ही दो-तीन नीति श्लोकों का सस्वर एवं लयबद्ध वाचन करें तथा आज के समय में उन श्लोको में बताई गई बाते हमारे जीवन में कितनी उपयोगी हैं इस बात का तुलनात्मक अध्ययन करते हुए उनके अर्थ को भी स्पष्ट करते हुए संस्कृत में एक पॉडकास्ट का निर्माण करें ।
अधिगमपरिणामाः/ कौशलवर्धनम्	<ul style="list-style-type: none"><li>➤ वाचनकौशलम्</li><li>➤ भावाभिव्यक्तिः</li><li>➤ संरचनात्मकक्षमता</li><li>➤ विश्लेषणात्मकता</li></ul>
संसाधनसङ्केतः	<a href="https://youtu.be/feMd_GvZSf4">https://youtu.be/feMd_GvZSf4</a>
प्रस्तुतीकरणमाध्यमः	पॉडकास्ट को MP3 फॉर्मेट में <a href="https://forms.gle/wjKsShWi5cem3S7o6">https://forms.gle/wjKsShWi5cem3S7o6</a> संकेत पर भेजें ।
रूब्रिक्स	उच्चारणशुद्धिः - 2 अङ्कौ , लयबद्धता -2 अङ्कौ , प्रस्तुतीकरणम् - 1 अङ्कः = (5 अङ्काः)

## COMPUTER

<b>ASSESSMENT PARAMETER</b>	<b>PROJECT WORK (15 MARKS)</b>
<b>TOPIC</b>	<p><b>Roll no 1-25</b></p> <ul style="list-style-type: none"> <li>• <b>Information Literacy:</b> What are copyright laws and how do these laws impact you as a digital creator?</li> </ul> <p><b>Roll no 26 onwards</b></p> <ul style="list-style-type: none"> <li>• How Artificial Intelligence will change the future?</li> </ul>
<b>PROJECT/ACTIVITY</b>	Design E-newspaper or make video interview program on the above-mentioned aspect of digital citizenship. The interviewee can be someone from the class or outside the class. Be creative and informative
<b>LEARNING OUTCOME/SKILL ENHANCED</b>	<ul style="list-style-type: none"> <li>• Students will learn and understand different aspects of digital citizenship</li> </ul> <p><b>Skills Enhancement</b></p> <ul style="list-style-type: none"> <li>• Technical Knowledge</li> <li>• Presentation skill</li> <li>• Critical thinking</li> </ul>
<b>RESOURCES (ONLINE LINKS)</b>	<p><b>Please go through the resources through these links</b></p> <ul style="list-style-type: none"> <li>• <a href="https://www.cbseacademic.nic.in/">Meta Student Handbook Level 3 (cbseacademic.nic.in)</a></li> <li>• <a href="https://www.cbseacademic.nic.in/">CBSE   Academics Unit :Skill Education - Books and Support Material (cbseacademic.nic.in)</a></li> </ul>
<b>MODE OF SUBMISSION/INSTRUCTIONS</b>	<ul style="list-style-type: none"> <li>• Use Ms-publisher/Ms word/Canva for designing E-newspaper.</li> <li>• Convert the Ms word/publisher file to pdf format using online platform. Example (<a href="https://www.ilovepdf.com/">ilovepdf.com</a>)</li> <li>• Include your name class section at the end.</li> <li>• Video Interview should be of maximum 2 minutes duration.</li> <li>• You can use video –Editor, Power Director, Clip Champ (free online software for editing video)</li> <li>• Upload video in your google drive/OneDrive and send link to following mail id <a href="mailto:bbpsdwcomputerdept@gmail.com">bbpsdwcomputerdept@gmail.com</a> or send pdf file of E-newspaper to following mail id <a href="mailto:bbpsdwcomputerdept@gmail.com">bbpsdwcomputerdept@gmail.com</a></li> </ul>
<b>RUBRICS</b>	<ul style="list-style-type: none"> <li>• Explanation of the Topic</li> <li>• Creativity</li> <li>• Quality of the video/Designing</li> </ul> <p><i>Very Good(5 Marks) , Good (3 Marks), Satisfactory (2 Marks) for each parameter</i></p>