



**COVER NOTE**  
**Holiday Homework**

**Classes I to III**

**Dear Parents,**

**Sunshine, giggles, and little feet—  
Summer's here with a joyful beat!  
Ice creams, picnics, skies so blue—  
A world of wonder waits for you!**

As the days grow warmer and brighter, it's time to celebrate the magic of learning *outside* the classroom. At Bal Bharati, we believe that every moment—whether it's baking a cake, watering a plant, reading a bedtime story, or just cloud watching—is an opportunity to learn, laugh, and grow.

This holiday homework has been thoughtfully designed to spark imagination, build life skills, and strengthen the bond between home and school. It encourages curiosity and creativity through joyful activities that blend play and purpose.

**Create, Explore, Dance, Discover, Share stories and most of all—have fun!**

Let this summer be a season of connection, laughter, and magical memories. Whether it's a short trip, a quiet afternoon, or a game night—every experience can become a beautiful learning moment.

Our theme this summer introduces children to the exciting world of money through playful, age-appropriate activities. From sorting coins and running pretend stores to saving in piggy banks, children will explore earning, saving, spending wisely, and sharing. These playful experiences are grounded in a holistic, interdisciplinary approach, integrating math, language, art, values, and social skills. Learning becomes real and meaningful—turning everyday moments into exciting lessons.

Let's also find joy in the screen-free magic of doodling, dancing, storytelling, board games, lemonade stands, and evening chats. Because the best learning often begins with imagination and heart.

Wishing you and your family a summer full of smiles, sunshine, stories—and smart little savers in the making!

Let the learning adventure begin!

Regards  
(Suruchi Gandhi)  
Principal

The background of the entire page is a vibrant underwater scene. It features various types of coral, including tall, thin, branching corals and large, rounded, brain-like corals. Several small, colorful fish are swimming around, including a yellow and white striped fish and a purple fish. The water is a clear, deep blue, and the overall atmosphere is serene and aquatic.

**BAL BHARATI PUBLIC**  
**SCHOOL, DWARKA**

**SUMMER HOLIDAY**  
**JOURNEY**

**THEME: LIFE UNDER**  
**WATER**

**CLASS – II**

# Summer Vacation Activity Calendar

## June 2025

Sunday	Monday	Tuesday	Wednesday	Thursday	Friday	Saturday
1 Sip it up! (Milk Day) Have a glass of your favourite milkshake.	2 Clean out Closet Organise your wardrobe with your parent.	3 Enjoy the Ride (World Bicycle Day) Take a ride on your bicycle.	4 DIY craft day – make a paper fan or boat. <a href="https://youtube.com/shorts/AY78oZ921wc?si=p217QIAZr9d79uxl">https://youtube.com/shorts/AY78oZ921wc?si=p217QIAZr9d79uxl</a> <a href="https://youtube.com/shorts/9xRlra5XPqU?si=KueDIVnl5536dF7">https://youtube.com/shorts/9xRlra5XPqU?si=KueDIVnl5536dF7</a>	5 Sow and reap- Plant seeds from something you've eaten.	6 Little Chef- Make healthy sattv drink and enjoy with family.	7 Wash your car/bike with your parent.
8: Ocean Explorers -(Oceans Day) Make water animals with play dough.	9 I can help- Help your parents in laying the dining table.	10 Kind Little Hearts- place water bowls for stray animals outside your house.	11 Music mania- Make music using utensils.	12 Little performers - Sing your favorite song and perform it for family.	13 Watermelon seed counting- eat a piece of watermelon and count its seeds.	14 Heart talk- Make a card for someone you love.
15 Wild wonders- Watch an animal documentary for kids.	16 My Hero, My world- Father's Day: Prepare a lemon mojito for your father. <a href="https://youtube.com/shorts/EoN-j43oBHM?si=qpNAJVGUIpikesuO">https://youtube.com/shorts/EoN-j43oBHM?si=qpNAJVGUIpikesuO</a>	17 Make a bird feeder from a bottle or box. <a href="https://youtube.com/shorts/OSJrR2yxMMI?si=O29afPBjJZxFjlp">https://youtube.com/shorts/OSJrR2yxMMI?si=O29afPBjJZxFjlp</a>	18 Alphabet scavenger hunt – find an item for each letter.	19 Clean critters- Wash your soft toys.	20 Learn to tie your shoelaces or button your shirt.	21 Karo Yog, Raho Nirog (International Yoga Day) It's time for yoga moves.
22 Room layout- Make a map of your room.	23 I Spy- Play hide and seek with your family.	24 Nostalgia nest- Watch old family photos with family members.	25 Ice Cube Discovery- Play with ice cubes outside. Watch how quickly they melt.	26 Silent voices - Learn any 5 basic words in sign language. <a href="https://youtu.be/VtbYvVDltvg?si=VF3SMs438QBBp0Ww">https://youtu.be/VtbYvVDltvg?si=VF3SMs438QBBp0Ww</a>	27 Try simple origami – like a dog or fish. <a href="https://youtube.com/shorts/mzITGz-218?si=Rkdhw9K8H9ojyrb">https://youtube.com/shorts/mzITGz-218?si=Rkdhw9K8H9ojyrb</a> <a href="https://youtube.com/shorts/_IE7r7i79vI?si=aFnFi7P34FwRFbaD">https://youtube.com/shorts/_IE7r7i79vI?si=aFnFi7P34FwRFbaD</a>	28 Make a "Summer Memories Book" with photos/ drawings.
29 Dance like nobody's watching – make your own steps!	30 Aao School chalein – It's time to pack your bag.					

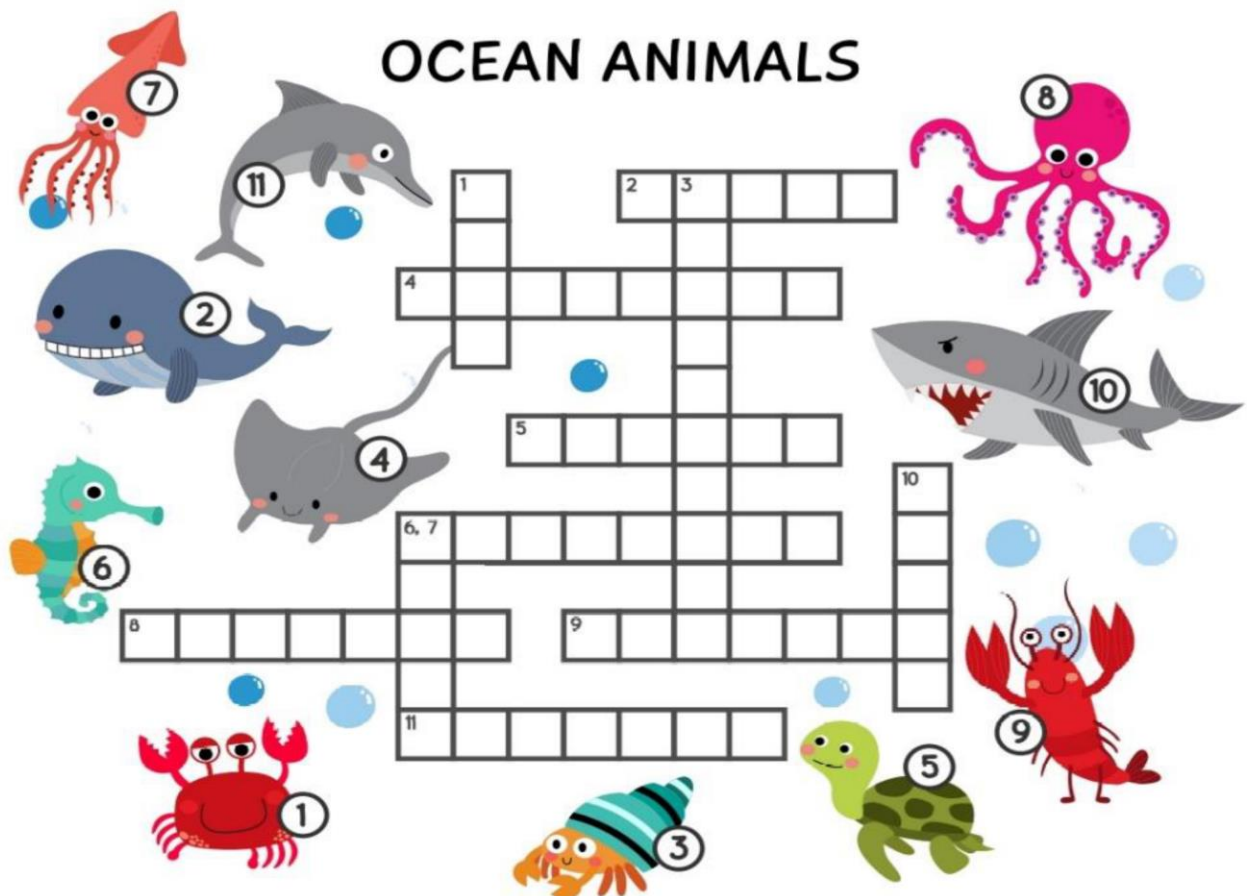
Get ready to dive deep into the magical world beneath the waves! Join Nemo and his friends as they explore the mysteries of the ocean. From colourful coral reefs to hidden treasures, every corner holds a new surprise. Let's embark on this exciting journey to discover the wonders of marine life and learn while having fun!

### Q1: Deep blue clues

Below is a crossword puzzle based on sea creatures. Fill in the correct answers to complete the puzzle and learn more about the animals in the ocean.

Use the picture clues to solve these crossword puzzles.

## OCEAN ANIMALS



## **Q2: Marine Mystery**

Create a sea creature using waste materials like plastic bottles, cardboard, or newspapers.

Instructions:

Think about sea creatures like fish, sharks, or turtles.

Decorate your creation and write a short description about it.

( Just like Nemo, your creation can be colourful and fun!)



### Q3: बचाएँ समुद्री जीवन!

प्रिय बच्चों,

समुद्र के नीचे एक अनचखी और रोमांचकारी दुनिया हचती है। वहाँ मछलियाँ, कछुए, डॉल्फ़िन और नन्हे-नन्हे समुद्री जीव रहते हैं।

अब आपकी बारी है उन्हें बचाने की!

आपका मजेदार कार्य:

#### 1. कहानी सुनो और कहानी बनाओ:

अपने माता-प्रपता या दादी-नानी से समुद्र की कच्ई कहानी सुनच।

प्रिउ उस कहानी पर एक छचटा प्रचत् बनाओ और 2-3 वाक्य प्रिखच।

(क्या आप याद करते हैं जब प्रनमच और उसके दचस्त समुद्र में साहप्रसक यत् पर गए थे? आप भी ऐसी एक कहानी बना सकते हैं।)

#### 2. समुद्र का हीरो बनो:

सकचप्रक अगर आप समुद्र के हीरच हचते तच आप समुद्र के से बचाते?

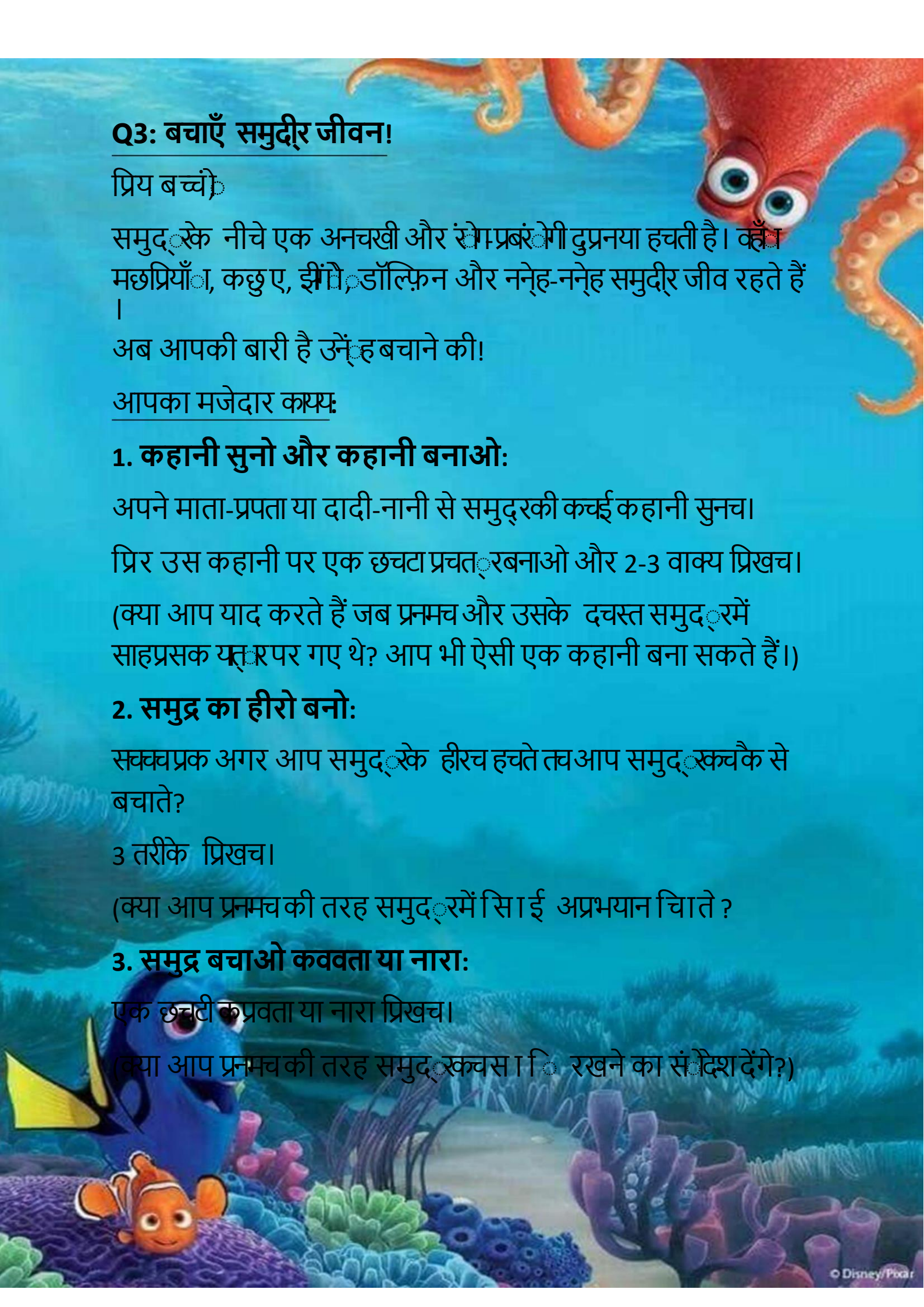
3 तरीके प्रिखच।

(क्या आप प्रनमच की तरह समुद्र में सि।ई अप्रभयान चि।ते ?)

#### 3. समुद्र बचाओ कववता या नारा:

एक छचटी कप्रवता या नारा प्रिखच।

(क्या आप प्रनमच की तरह समुद्र के स। ि रखने का संेदेश देंगे?)



## Q4: Ocean in a Jar

### Ocean in a Jar

What you have to do:

1. Make your Ocean in a Jar carefully using the given steps.
2. Observe the small sea animals, shells, beads, and colours inside your jar.

3. Answer the following questions neatly on an A4 sheet and submit along with your project:

a) Name three sea creatures or ocean elements you placed in your jar.

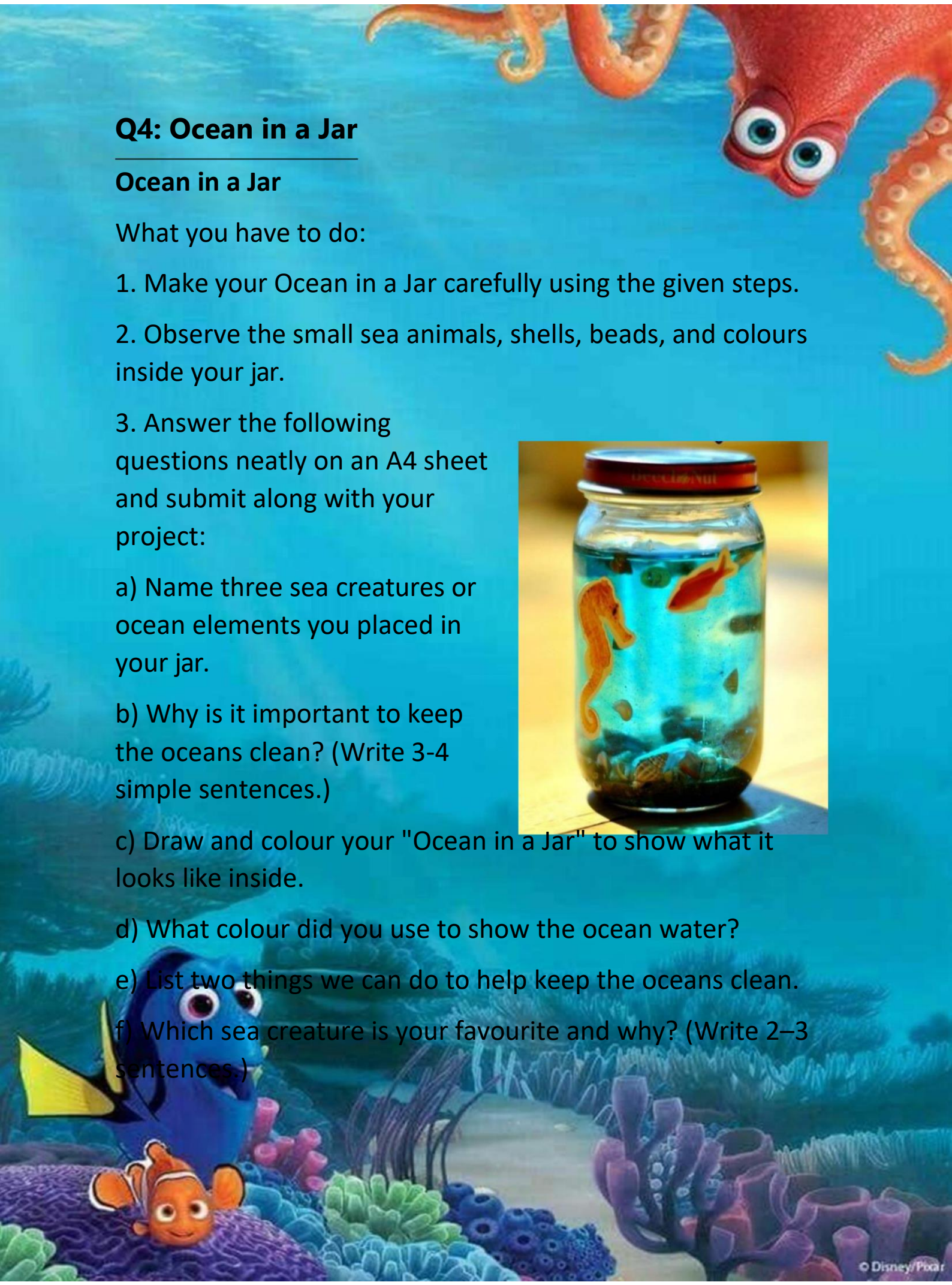
b) Why is it important to keep the oceans clean? (Write 3-4 simple sentences.)

c) Draw and colour your "Ocean in a Jar" to show what it looks like inside.

d) What colour did you use to show the ocean water?

e) List two things we can do to help keep the oceans clean.

f) Which sea creature is your favourite and why? (Write 2–3 sentences.)



## Q 5: Sea artists


This holiday, let's explore the magical underwater world using our creativity! Tangrams are a fun way to build different shapes and designs by arranging simple pieces. Get ready to become a little sea artist and bring ocean creatures to life!

Instructions:

Use tangram shapes to make different sea animals. You can create a fish, starfish, crab, turtle, or any other sea creature you like!

Use your tangram pieces to make at least 3 different sea animals.

Stick them on an A4 size sheet.



Write the name of each sea animal below your creation.

Decorate your page with waves, bubbles, and underwater plants if you like!

Bonus : Add a picture of Disney's Nemo in the center of your sheet and frame it with your tangram sea creatures!

Have fun being a little sea artist!



## Q 6: Ocean tales in a box

Read the story "Under the Sea" carefully.

After reading, create a "Story Box" for the story using the following instructions:

Draw and label the main characters (Starfish, Turtle, Shark, Coral Reef, etc.).

Add a special drawing of Nemo, the friendly clownfish from Disney's Finding Nemo, to your Story Box. Imagine Nemo visiting the coral reef and meeting the other sea creatures!

Write the names of the characters and places found in the story.

Decorate your Story Box with colourful pictures, short sentences from the story, and your creative ideas.

You can also make your Story Box attractive by using craft materials like coloured paper, cotton, shells, and glitter.

